













Door closers with slide rail – the modular system of OTS 73x series

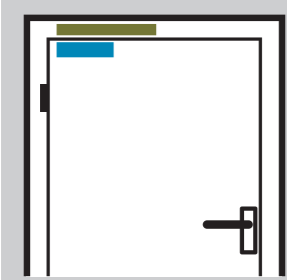





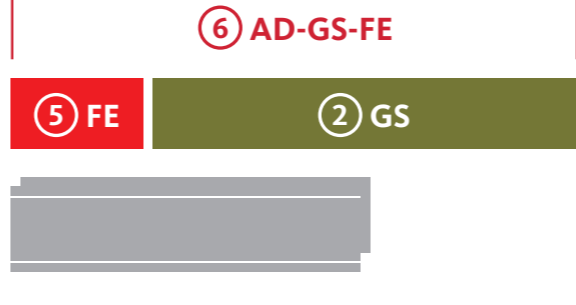


Hinge-side



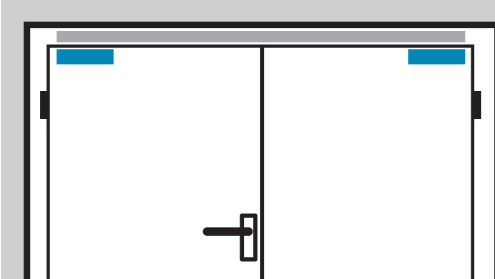

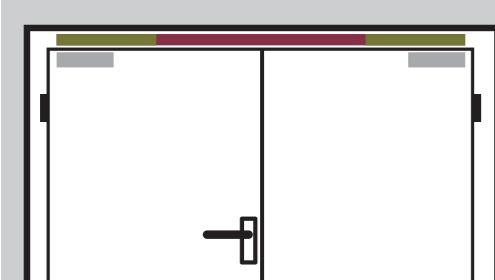
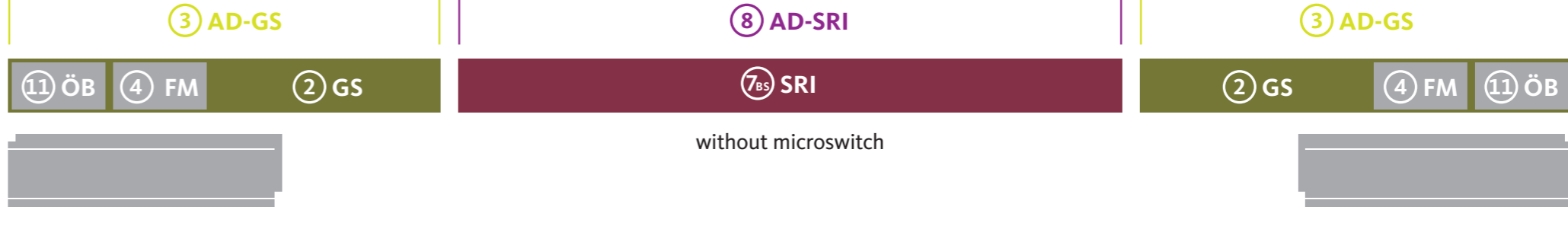
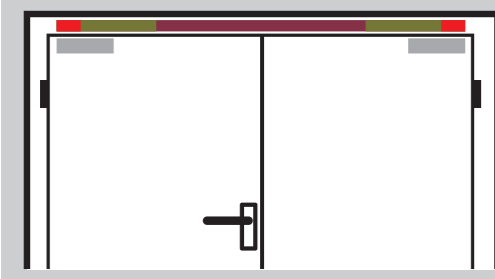
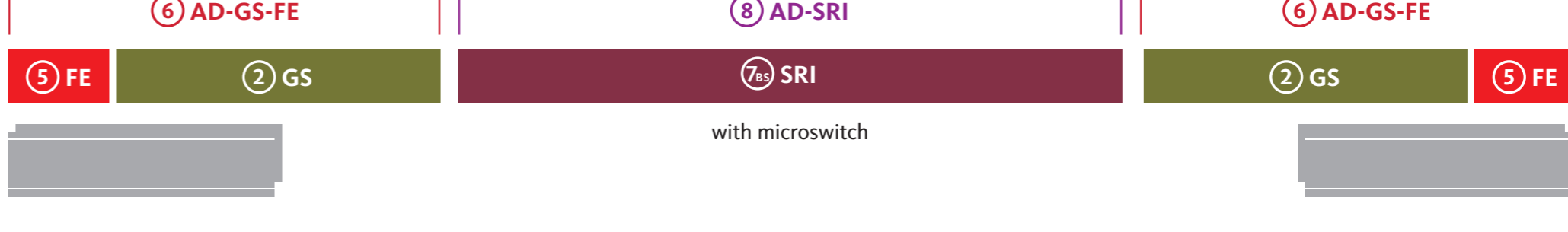
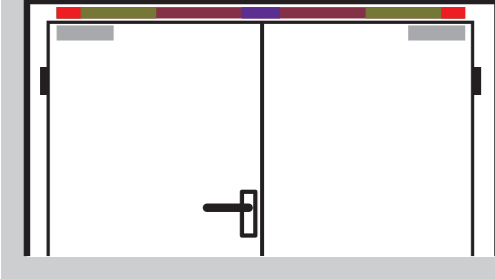

Modular components

 1 OTS 73x door closer	 1BS OTS 73x door closer body	 2 GS slide rail (with slide arm) Order no. K-18351-00-0-*	 3 AD-GS slide rail cover Order no. K-18364-00-0-*	 4 FM mechanical hold-open device with ÖB [1] Order no. K-18369-00-0-6	 5 FE electromechanical hold-open device Order no. K-18368-00-0-6
AD-OTS 73x cover Standard Order no. K-18338-00-0-* Free-swing function [5] Order no. K-18508-00-0-*	OTS 73x door closer body OTS 735 Order no. K-18343-00-0-1 OTS 736 Order no. K-18345-00-0-1 OTS 736 SV Order no. K-18347-00-0-1 [1] OTS 735 FL Order no. K-19266-00-0-1 OTS 736 FL Order no. K-18349-00-0-1				
 6 AD-GS-FE cover for electromechanical hold-open device Order no. K-18365-00-0-*	 7BS SRI door-leaf coordinator Order no. K-18370-00-0-1 (without microswitch) Order no. K-18834-00-0-1 (with microswitch)	 8 AD-SRI cover for door-leaf coordinator Order no. K-18367-00-0-*	 9 RSM-H smoke switch module Order no. K-19058-10-0-*	 10 MP mounting plate [4] Order no. K-18280-00-0-1	 11 ÖB opening restrictor [2][3] Order no. K-18916-00-0-6

Sets for 1-leaf solutions

Door closer with GS slide rail  1BS OTS 73x 1A AD-OTS 73x 2 GS	<ul style="list-style-type: none"> ■ OTS 735 set K-18360-00-0-* ■ OTS 736 set K-18362-00-0-* ■ OTS 735 FL set K-19270-00-0-* ■ OTS 736 FL set K-18388-00-0-* Option: ③ AD-GS K-18364-00-0-* ④ FM [1] K-18369-00-0-6 ⑪ ÖB [2][3] K-18916-00-0-6 ⑩ MP [4] K-18280-00-0-1		Suitability for fire protection  Complete modular system tested in accordance with <ul style="list-style-type: none"> ▪ EN 1154 (door closer) ▪ EN 1158 (door-leaf coordinator) ▪ EN 1155 (FE electromechanical hold-open device) and approved for use with fire and smoke protection doors
Door closer without GS slide rail  1BS OTS 73x 1A AD-OTS 73x	<ul style="list-style-type: none"> ■ OTS 735 set K-18498-00-0-* ■ OTS 736 set K-18500-00-0-* ■ OTS 736 SV set [1] K-18502-00-0-* ■ OTS 735 FL set K-19268-00-0-* ■ OTS 736 FL set K-18504-00-0-* Option: ⑩ MP [4] K-18280-00-0-1		The closer type has to be selected depending on the required closing force size OTS 735 = EN 2-5 (door leaf width up to 1250 mm) OTS 736 = EN 3-6 (door leaf width up to 1400 mm) OTS 736 SV = EN 3-6 (door leaf width up to 1400 mm) OTS 735 FL = EN 5 (door leaf width up to 1250 mm) OTS 736 FL = EN 6 (door leaf width up to 1400 mm)
GS FE-OTS 73x slide rail  2 GS 5 FE 6 AD-GS-FE	<ul style="list-style-type: none"> ■ GS FE-OTS 73x set K-18352-00-0-* 		Abbreviations AD-OTS 73x Cover for closer body AD-GS Cover for slide rail AD-GS-FE Cover for electromechanical hold-open device AD-SRI Cover for door-leaf coordinator BG Side opposite to hinges BS Hinge-side FE Electromechanical hold-open device FM Mechanical hold-open device GS Slide rail MP Mounting plate ÖB Opening restrictor OTS Overhead door closer RSM-H Smoke switch module SRI Door-leaf coordinator, integrated
GS FER-OTS 73x slide rail  2 GS 5 FE 6 AD-GS-FE 9 RSM-H	<ul style="list-style-type: none"> ■ GS FER-OTS 73x set K-18353-00-0-* 		

Sets for 2-leaf solutions

Door closer without GS slide rail  1BS OTS 73x 1A AD-OTS 73x	<ul style="list-style-type: none"> ■ OTS 735 set 2 x K-18498-00-0-* ■ OTS 736 set 2 x K-18500-00-0-* ■ OTS 736 SV set [1] 2 x K-18502-00-0-* ■ OTS 735 FL set 2 x K-19268-00-0-* ■ OTS 736 FL set 2 x K-18504-00-0-* Option: ⑩ MP [4] 2 x K-18280-00-0-1	
GS SRI-OTS 73x slide rail  2 2 x GS 3 2 x AD-GS 7BS SRI 8 AD-SRI	<ul style="list-style-type: none"> ■ GS SRI-OTS 73x set K-18354-00-0-* Option: ④ FM [1] 2 x K-18369-00-0-6 ⑪ ÖB [2][3] 2 x K-18916-00-0-6	 <p style="text-align: center;">without microswitch</p>
GS FE-SRI-OTS 73x slide rail  2 2 x GS 5 2 x FE 6 2 x AD-GS-FE 7BS SRI 8 AD-SRI	<ul style="list-style-type: none"> ■ GS FE-SRI-OTS 73x set K-18355-00-0-* 	 <p style="text-align: center;">with microswitch</p>
GS FER-SRI-OTS 73x slide rail  2 2 x GS 5 2 x FE 6 2 x AD-GS-FE 7BS SRI 8 AD-SRI 9 RSM-H	<ul style="list-style-type: none"> ■ GS FER-SRI-OTS 73x set K-18356-00-0-* 	 <p style="text-align: center;">with microswitch</p>

[1] Not approved for fire and smoke protection doors.

[2] **Attention:** in many applications, the opening restriction is not a substitute for a doorstop!

[3] Not required if a FM mechanical hold-open device exists.

[4] Mounting plates are required for use on fire and smoke protection doors.

[5] Only in combination with the OTS 735 FL/OTS 736 FL door closer bodies.

* Colour: silver (-1), black (-6), white RAL 9016 (-7), stainless steel (-8), special colour (-9)

Components shown in grey are optional and have to be ordered separately.

With 2-leaf doors it may be necessary to use a carrier bar.

Door closers with slide rail – the modular system of OTS 73x series

Side opposite to hinges



Modular components

1A	1BG	2	3	4	5
AD-OTS 73x cover Standard Order no. K-18338-00-0-*Free-swing function [5] Order no. K-18508-00-0-*	OTS 73x BG door closer body OTS 735 BG Order no. K-18344-00-0-1 OTS 736 BG Order no. K-18346-00-0-1 OTS 736 SV BG Order no. K-18348-00-0-1 [1] OTS 735 FL BG Order no. K-19267-00-0-1 OTS 736 FL BG Order no. K-18350-00-0-1	GS slide rail (with slide arm) Order no. K-18351-00-0-*	AD-GS slide rail cover Order no. K-18364-00-0-*	FM mechanical hold-open device with ÖB [1] Order no. K-18369-00-0-6	FE electromechanical hold-open device Order no. K-18368-00-0-6
6	7BG	8	9	10	11
AD-GS-FE cover for electromechanical hold-open device Order no. K-18365-00-0-*	SRI-BG door-leaf coordinator Order no. K-18371-00-0-1 (without microswitch) Order no. K-18835-00-0-1 (with microswitch)	AD-SRI cover for door-leaf coordinator Order no. K-18367-00-0-*	RSM-H smoke switch module Order no. K-19058-10-0-*	MP mounting plate [4] Order no. K-18280-00-0-1	ÖB opening restrictor [2][3] Order no. K-18916-00-0-6

Sets for 1-leaf solutions

BG door closer with GS slide rail	<ul style="list-style-type: none"> OTS 735 BG set K-18361-00-0-* OTS 736 BG set K-18363-00-0-* OTS 735 FL BG set K-19271-00-0-* OTS 736 FL BG set K-18389-00-0-* <p>Option: ③ AD-GS K-18364-00-0-*</p> <p>④ FM [1] K-18369-00-0-6</p> <p>⑪ ÖB [2][3] K-18916-00-0-6</p> <p>⑩ MP [4] K-18280-00-0-1</p>		Suitability for fire protection															
BG door closer without GS slide rail	<ul style="list-style-type: none"> OTS 735 BG set K-18499-00-0-* OTS 736 BG set K-18501-00-0-* OTS 736 SV BG set [1] K-18503-00-0-* OTS 735 FL BG set K-19269-00-0-* OTS 736 FL BG set K-18505-00-0-* <p>Option: ⑩ MP [4] K-18280-00-0-1</p>		Complete modular system tested in accordance with															
GS FE-OTS 73x slide rail	<ul style="list-style-type: none"> GS FE-OTS 73x set K-18352-00-0-* 		<ul style="list-style-type: none"> EN 1154 (door closer) EN 1158 (door-leaf coordinator) EN 1155 (FE electromechanical hold-open device) <p>and approved for use with fire and smoke protection doors</p>															
GS FER-OTS 73x slide rail	<ul style="list-style-type: none"> GS FER-OTS 73x set K-18353-00-0-* 		The closer type has to be selected depending on the required closing force size															
			<table border="1"> <tr> <td>OTS 735 BG</td> <td>=</td> <td>EN 2-5 (door leaf width up to 1250 mm)</td> </tr> <tr> <td>OTS 736 BG</td> <td>=</td> <td>EN 3-6 (door leaf width up to 1400 mm)</td> </tr> <tr> <td>OTS 736 SV BG</td> <td>=</td> <td>EN 3-6 (door leaf width up to 1400 mm)</td> </tr> <tr> <td>OTS 735 FL BG</td> <td>=</td> <td>EN 5 (door leaf width up to 1250 mm)</td> </tr> <tr> <td>OTS 736 FL BG</td> <td>=</td> <td>EN 6 (door leaf width up to 1400 mm)</td> </tr> </table>	OTS 735 BG	=	EN 2-5 (door leaf width up to 1250 mm)	OTS 736 BG	=	EN 3-6 (door leaf width up to 1400 mm)	OTS 736 SV BG	=	EN 3-6 (door leaf width up to 1400 mm)	OTS 735 FL BG	=	EN 5 (door leaf width up to 1250 mm)	OTS 736 FL BG	=	EN 6 (door leaf width up to 1400 mm)
OTS 735 BG	=	EN 2-5 (door leaf width up to 1250 mm)																
OTS 736 BG	=	EN 3-6 (door leaf width up to 1400 mm)																
OTS 736 SV BG	=	EN 3-6 (door leaf width up to 1400 mm)																
OTS 735 FL BG	=	EN 5 (door leaf width up to 1250 mm)																
OTS 736 FL BG	=	EN 6 (door leaf width up to 1400 mm)																
			Abbreviations															
			<ul style="list-style-type: none"> AD-OTS 73x Cover for closer body AD-GS Cover for slide rail AD-GS-FE Cover for electromechanical hold-open device AD-SRI Cover for door-leaf coordinator BG Side opposite to hinges BS Hinge-side FE Electromechanical hold-open device FM Mechanical hold-open device GS Slide rail MP Mounting plate ÖB Opening restrictor OTS Overhead door closer RSM-H Smoke switch module SRI Door-leaf coordinator, integrated 															

Sets for 2-leaf solutions

BG door closer without GS slide rail	<ul style="list-style-type: none"> OTS 735 BG set 2 x K-18499-00-0-* OTS 736 BG set 2 x K-18501-00-0-* OTS 736 SV BG set [1] 2 x K-18503-00-0-* OTS 735 FL BG set 2 x K-19269-00-0-* OTS 736 FL BG set 2 x K-18505-00-0-* <p>Option: ⑩ MP [4] 2 x K-18280-00-0-1</p>	
GS SRI-OTS 73x BG slide rail	<ul style="list-style-type: none"> GS SRI-OTS 73x BG set K-18357-00-0-* <p>Option: ④ FM [1] 2 x K-18369-00-0-6</p> <p>⑪ ÖB [2][3] 2 x K-18916-00-0-6</p>	
GS FE-SRI-OTS 73x BG slide rail	<ul style="list-style-type: none"> GS FE-SRI-OTS 73x BG set K-18358-00-0-* 	
GS FER-SRI-OTS 73x BG slide rail	<ul style="list-style-type: none"> GS FER-SRI-OTS 73x BG set K-18359-00-0-* 	

[1] Not approved for fire and smoke protection doors.
 [2] **Attention:** in many applications, the opening restriction is not a substitute for a doorstep!
 [3] Not required if a FM mechanical hold-open device exists.
 [4] Mounting plates are required for use on fire and smoke protection doors.
 [5] Only in combination with the OTS 735 FL BG/OTS 736 FL BG door closer bodies.

* Colour: silver (-1), black (-6), white RAL 9016 (-7), stainless steel (-8), special colour (-9)
 Components shown in grey are optional and have to be ordered separately.
 With 2-leaf doors it may be necessary to use a carrier bar.