GU
GRETSCH-UNITAS

Pos.	Benennung	Länge	Art.-Nr.	Stück	passend zu
101C	GU Systembodenschwelle	6000	6-37568-60-0	1	-
109A	Schwellenhalter		6-34821-01-0	1	Veka Topline AD 101205
			6-34821-02-0		Veka Topline AD 101204
			6-34821-03-0		Veka Topline AD 101203
			6-34823-01-0		Veka Topline AD 101206
			6-34823-02-0		Veka Topline AD 101202
110A	Setzpfostenhalter		6-34822-01-0	1	Veka Topline AD 102207
			6-34824-01-0		Veka Topline AD 102200, 102239
			6-34824-02-0		Veka Topline AD 102202
121G	Endkappe passend zu Pos. 104 D		9-46028-00-0	1	Universal
111D	Bürstendichtung		H-01159-99-0	1	Universal
111C	Lippendichtung		P-01922-01-0	1	Universal
121H	Endkappe für Wetterschenkel		9-47839-01-9	1	Veka Topline 70
104D	Wetterschenkel 247		6-34828-99-0	1	Universal
109B	Schwellenhalter		6-38451-01-0	1	Veka Topline AD 101205
110B	Setzpfostenhalter		6-38451-02-0	1	Veka Topline AD 102200
111H	Dichtplatte		9-50336-99-0	2	
Wunschteil					
111B	Türschwellendichtung		9-45315-00-0	1	Universal

Weitere Einbauhinweise:

-UNI-JET SC Drehkippbeschlag
mit GU Systembodenschwelle
siehe 0-46860-YP

✳ = Siegelmasse

111B

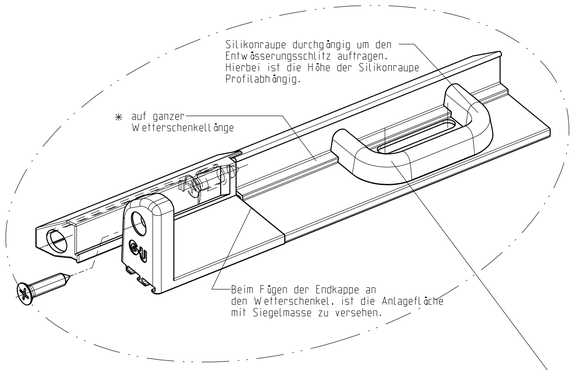

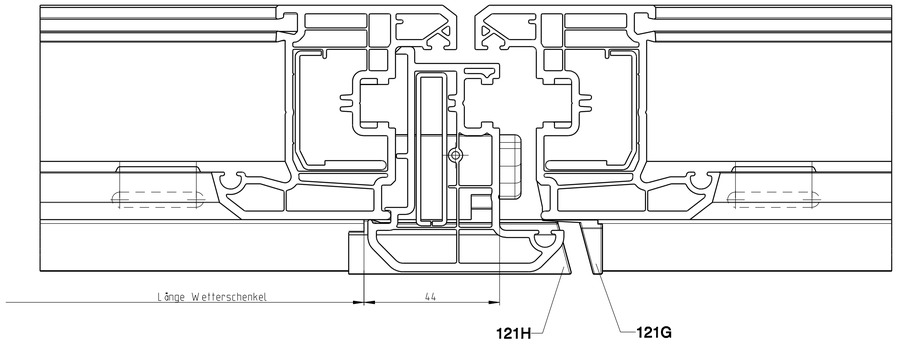

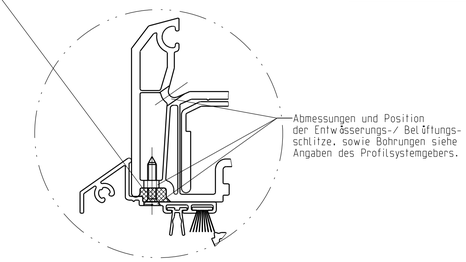

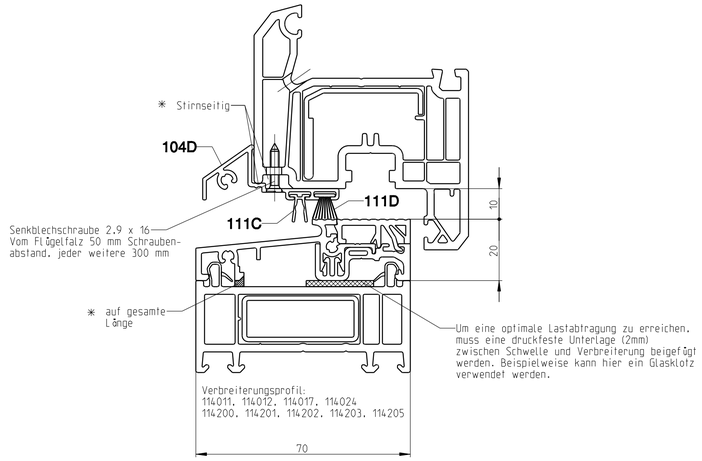

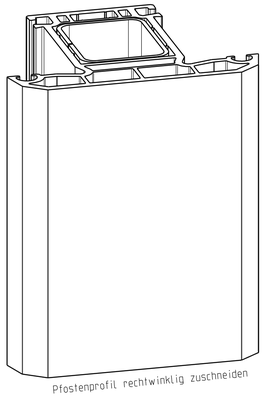

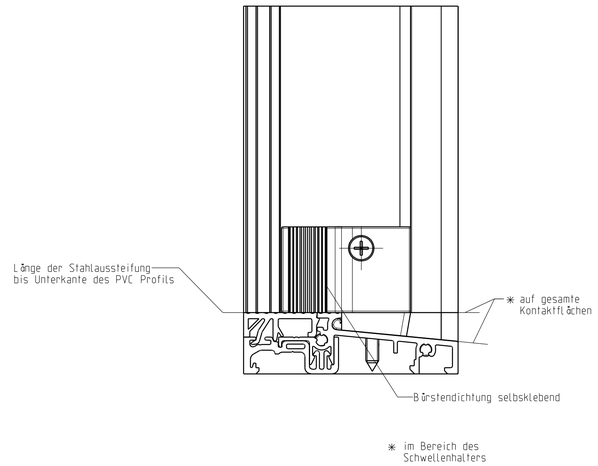

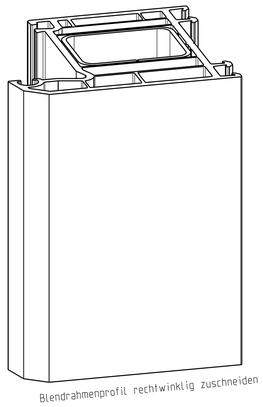

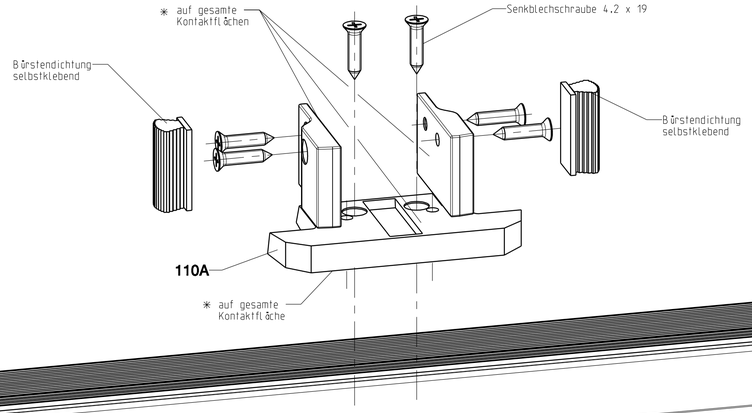

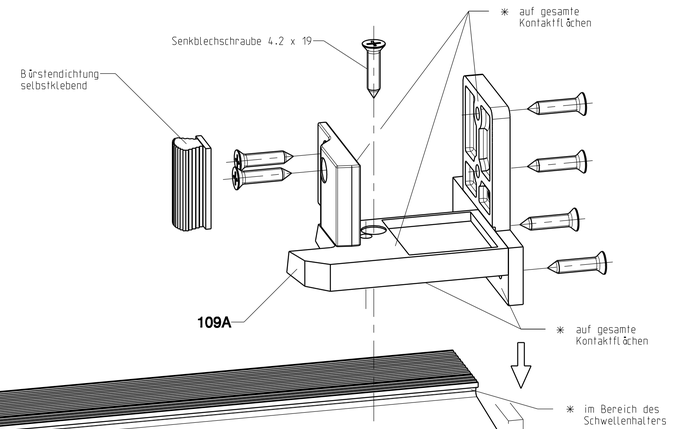

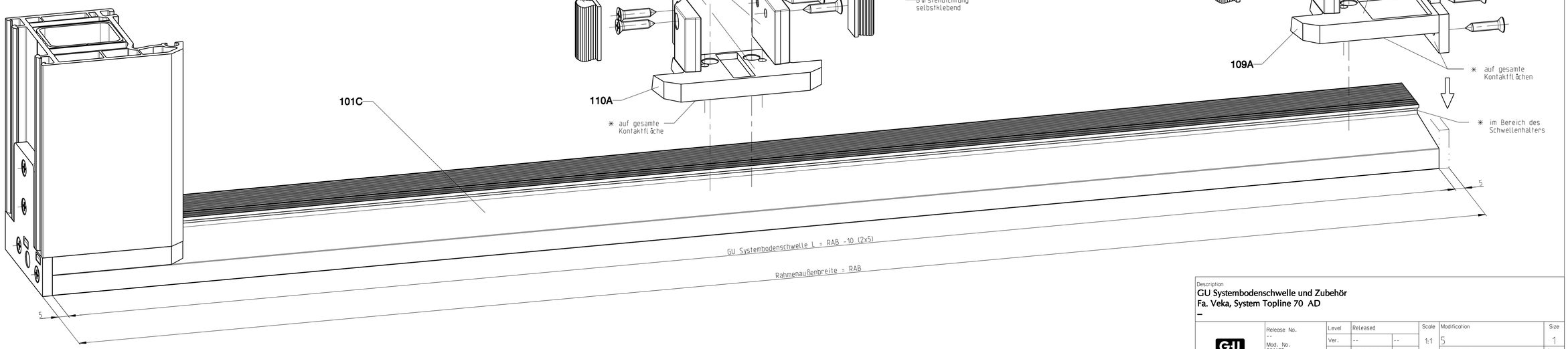

Description
GU Systembodenschwelle und Zubehör
Fa. Veka, System Topline 70 AD
–

GU	Release No. --	Level	Released		Scale	Modification	Size
	Mod. No. G31695	Ver.	--	--	1:1	5	1
		Draft	17.12.2015	Sz		Drawing No.	Sheet
	Replacement for --					0-45949-YP-0-0	1/2

Proprietary rights apply in accordance with ISO 16016.

V4

GU
GRETSCH-UNITAS

Konterfräsung

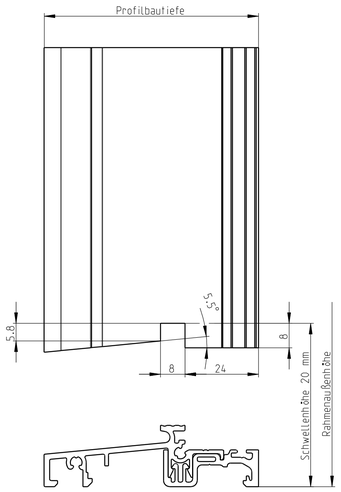

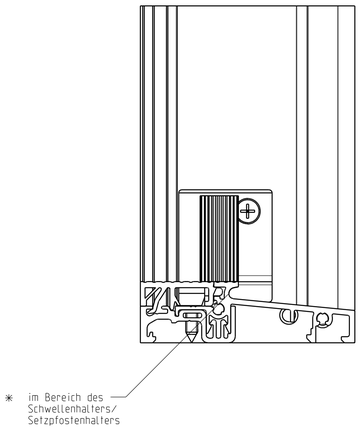

Montageanleitung

1) Rahmenaußenhöhe auf gewünschte Länge zuschneiden. Das Abzugmaß, welches anhand eines Probestückes zu ermitteln ist, ist je nach Fräserausschlag zu beachten.

2) Die Befestigung erfolgt mit Beschlagschrauben nach vorherigem Vorbohren. (keine Bohrschraben verwenden)

3) Die Konterfräsung am Rahmen- bzw. Pfostenprofil durchführen.

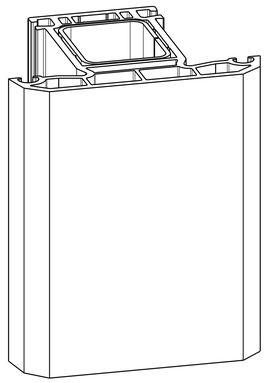

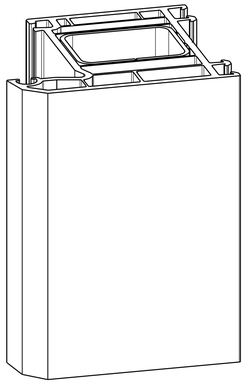

111H

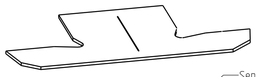

Senkblechschraube 4.2 x 16

Senkblechschraube 4.2 x 16

Senkblechschraube 4.2 x 19

Bürstendichtung selbstklebend

110B

110B

✳ auf gesamte Kontaktflächen

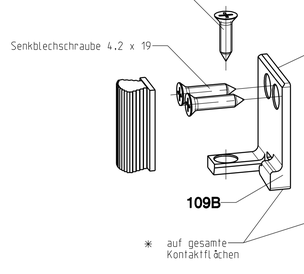

Senkblechschraube 4.2 x 16

Senkblechschraube 4.2 x 19

✳ auf gesamte Kontaktflächen

109B

✳ auf gesamte Kontaktflächen

109B

✳ im Bereich des Schwellenhalters

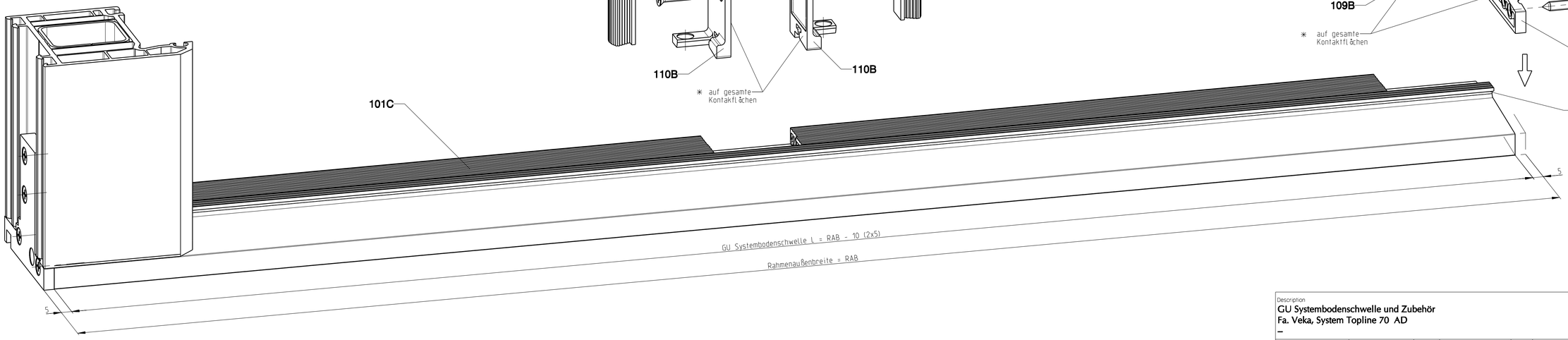

Description
GU Systembodenschwelle und Zubehör
Fa. Veka, System Topline 70 AD
–

GU	Release No. --	Level	Released		Scale	Modification	Size
	Mod. No. G31695	Ver.	--	--	1:1	5	1
		Draft	17.12.2015	Sz		Drawing No. 0-45949-YP-0-0	Sheet 2/2
	Replacement for --						

Proprietary rights apply in accordance with ISO 16016.