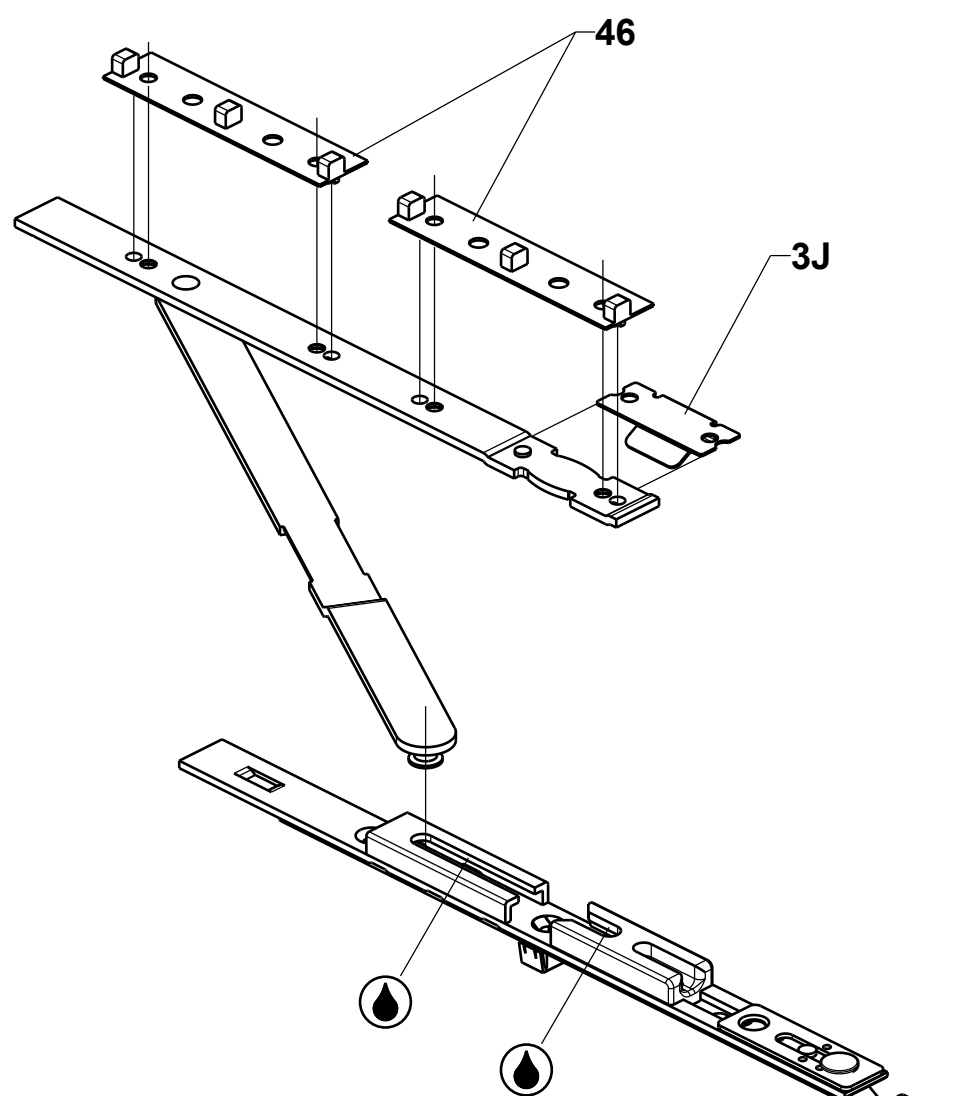


Installing the additional stay

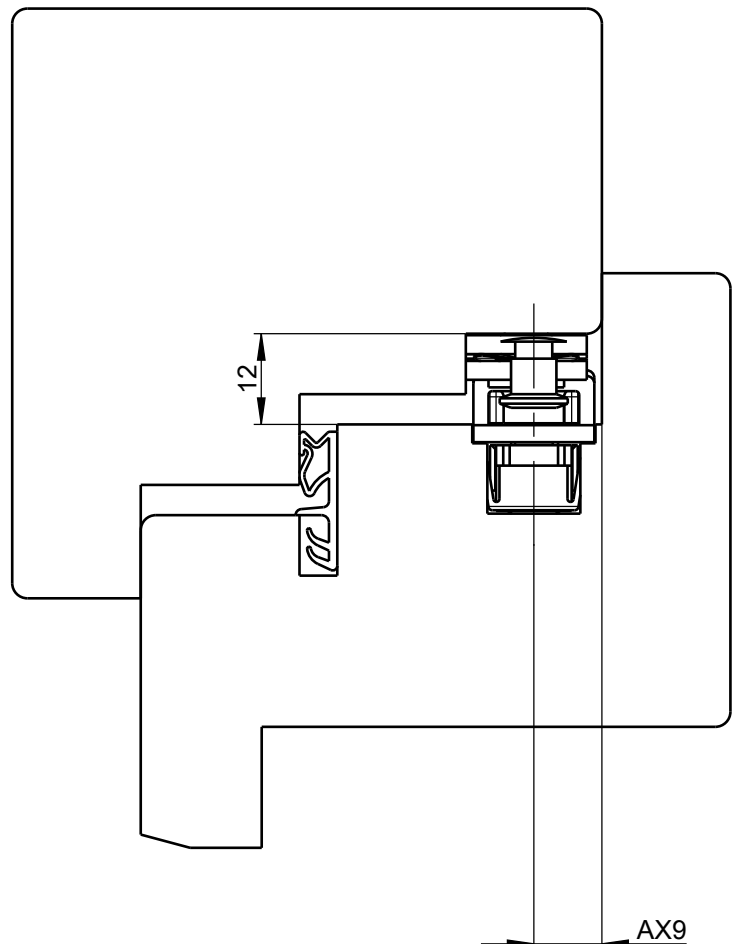


Depiction shows additional stay for right-hand installation.  
Spring and packers laterally reversed for left-hand installation.

1:2

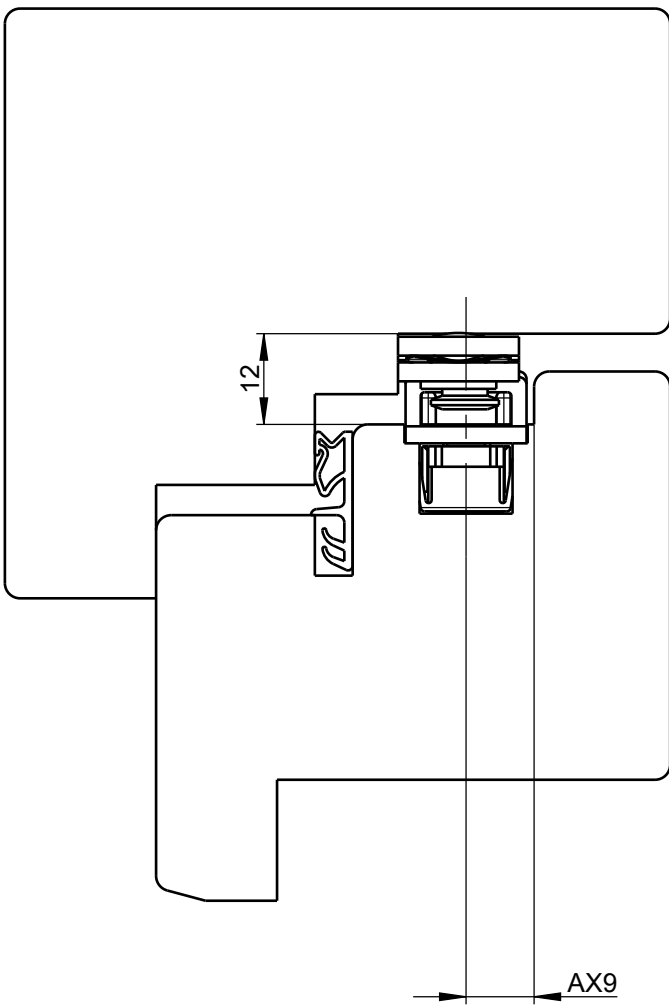
Timber

Axis 9 mm or 13 mm  
4/12 mm rebate clearance



UNI-JET S CONTURA

Axis 9 mm or 13 mm  
12 mm clearance



UNI-JET additional stay – basic security

Item Description		Order no.			
1	Corner-drive	6-32021			
UNI-JET D, M, S, S CONTURA					
3	SRW	Sash weight	Additional stay	Stay guide size	Stay-arm size
	1200-1300	< 100 kg	no	12	63
		≥ 100 kg	yes	10	47
	1301-1450	> 0 kg	yes	10	47
	1451-1600	> 0 kg	yes	12	63
UNI-JET SC, SCF, CC					
3	SRW		Additional stay	Stay guide size	Stay-arm size
	1201-1400		yes	10	46
UNI-JET C					
3	SRW		Additional stay	Stay guide size	Stay-arm size
	1201-1300		no	12	12
	1301-1450		yes	10	08
	1451-1600		yes	12	12
Tilt&Turn window					
3H	Stay	Set 6-39731-00	8-00727		
3I	Stay-guide		8-00728		
3J	Spring		8-00722		
Tilt-First window					
3H	Stay	Set 6-39732-00	G-16450		
3I	Stay-guide		G-16454		
3J	Spring		8-00722		
46	Packer for PVC and aluminium profiles		acc. to profile		
10	Zamak Sec striker				
10B	Zamak Sec striker				

☑ Lubricate all locking, moving, and bearing points with a lubricant free of resin and acid.

Hardware installation refer to drawing:  
0-44324-DD UNI-JET central locking system for timber, PVC and aluminium profiles (12 mm rebate clearance)  
0-44354-DC UNI-JET central locking system for timber profiles, 4 mm rebate clearance  
0-44365-DC UNI-JET central locking system with side-lifter for timber profiles, 4 mm rebate clearance  
0-45080-DD UNI-JET SC/CC central locking system for timber, PVC and aluminium profiles  
0-47360-DD UNI-JET SCF central locking system for timber and PVC profiles  
0-46792-DC UNI-JET central locking system M8/12 for timber profiles

Description <b>UNI-JET additional stay – basic security</b> <b>for timber and aluminium profiles</b> <b>Tilt&amp;Turn and Tilt-First hardware</b>						Scale Modification 4		Size 1
GU	Release No. ---	Level ---	Released 22.03.2018	Ab S6	%	Drawing No. <b>0-46684-DD-0-EN</b>		Sheet 1/1
	Prod. No. G35075	Ver. ---	Draft					
	Replacement for ---							