



WINDOW TECHNOLOGY
DOOR TECHNOLOGY
AUTOMATIC ENTRANCE SYSTEMS
BUILDING MANAGEMENT SYSTEMS



WINDOW TECHNOLOGY
DOOR TECHNOLOGY
AUTOMATIC ENTRANCE SYSTEMS
BUILDING MANAGEMENT SYSTEMS

The new face-fixed UNI-JET hardware systems



The new UNI-JET Tilt&Turn hardware range

With the new UNI-JET, the GU Group is offering a Tilt&Turn hardware range with a universal range of application that satisfies very stringent aesthetic and technical demands – for PVC, timber or aluminium windows and for all window shapes. The combination of face-fixed hinge side and central locking system sets new standards in terms of visual appeal, heavy sash weights and logical assembly.



From hardware to design project

The new face-fixed UNI-JET hinge side is convincing due to its cohesive elegant design which blends harmoniously with modern window frames: the high-quality surface in e.g. white paint or ferGUard*silver has no visible screws or pins, which means cover caps are no longer required. Additional colours are available on request, if not already included in the wide range of cover caps.

Promising outlook for window fabricators

The new UNI-JET design facilitates straightforward, logical and machine-friendly processing: the tried-and-tested symmetrical hole patterns have been retained so that window fabricators do not have to change round their installation process. Flat packaging, non-handed scissor-action arms and a reduced number of components also save warehouse space.

One solution fits all – the UNI-JET central locking system

The GU central locking system can be combined with all UNI-JET hinge sides. This hardware system can be used universally for all window shapes and all PVC, timber and aluminium windows with a 16 mm groove. This not only satisfies stringent technical and aesthetic demands, but also increases processing, installation and warehousing efficiency.



THE PRINCIPLE OF THE CENTRAL LOCKING SYSTEM

Note

Regarding the indicated weights and dimensions please observe our application diagrams. For additional information refer to our website.

Benefits for window fabricators

- Can be used universally: for PVC, timber and aluminium windows and all window shapes
- No assembly changeover required: symmetrical hole and screw patterns are retained
- Sash weights up to 200 kg possible: with the UNI-JET M 8/12 – same visual appearance without additional components
- Room-high sashes as standard: designed for heights up to 2800 mm
- Easier installation and adjustment: thanks to new pin safety guard and flexible cover cap on the corner hinge
- Economic storage: with space-saving flat packaging

GU | WP00377-04-1-2 | 04/2015

Gretsch-Unitas GmbH
Baubeschläge
Johann-Maus-Str. 3
D-71254 Ditzingen
Tel. +49 (0) 71 56 3 01-0
Fax +49 (0) 71 56 3 01-77980

BKS GmbH
Heidestr. 71
42549 Velbert, Germany
Tel. +49 (0) 20 51 2 01-0
Fax +49 (0) 20 51 2 01-9733

www.g-u.com

Copyright notice

© All illustrations and texts in this published document are protected by copyright. Unless otherwise stated in the image credits, the rights belong to the Gretsch-Unitas Group. Any use of copyright protected materials without the consent of the holder of the rights is prohibited.

Publisher

Gretsch-Unitas GmbH Baubeschläge
Johann-Maus-Str. 3
D-71254 Ditzingen
Tel. +49 (0) 71 56 3 01-0
Fax +49 (0) 71 56 3 01-293
www.g-u.com

Securing technology for you



Securing technology for you



GU | WP00377-04-1-2 | 04/2015

Printed in Germany

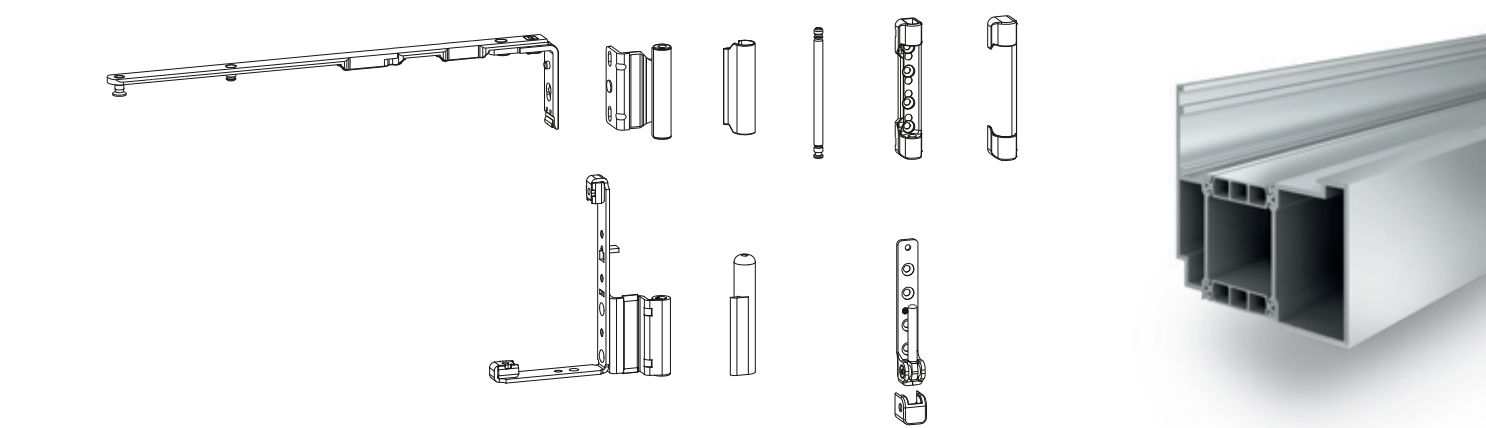
04/2015

WP00377-04-1-2

FOR WINDOWS AND BALCONY-DOORS MADE OF PVC, TIMBER AND ALUMINIUM

The new face-fixed UNI-JET hardware systems

The hardware system for aluminium windows



UNI-JET D

The understated elegance of the UNI-JET D makes it an ideal match for the slender profile design of aluminium windows. The overlap-flush frame hardware ensures that the clear lines and high-quality window aesthetics are retained.

Barrier-free construction

The bearings in the UNI-JET D version are positioned higher up to allow the installation of balcony- and patio-doors with barrier-free thresholds.

Elegant solution for heavy weights

The solid construction of the UNI-JET D rebate corner-hinges makes them eminently suitable for supporting heavy glazing units and sashes.

Design benefits

- Slender, closed design without visible screws or pins
- High-quality surface available from stock in white and silver, additional colours are available on request

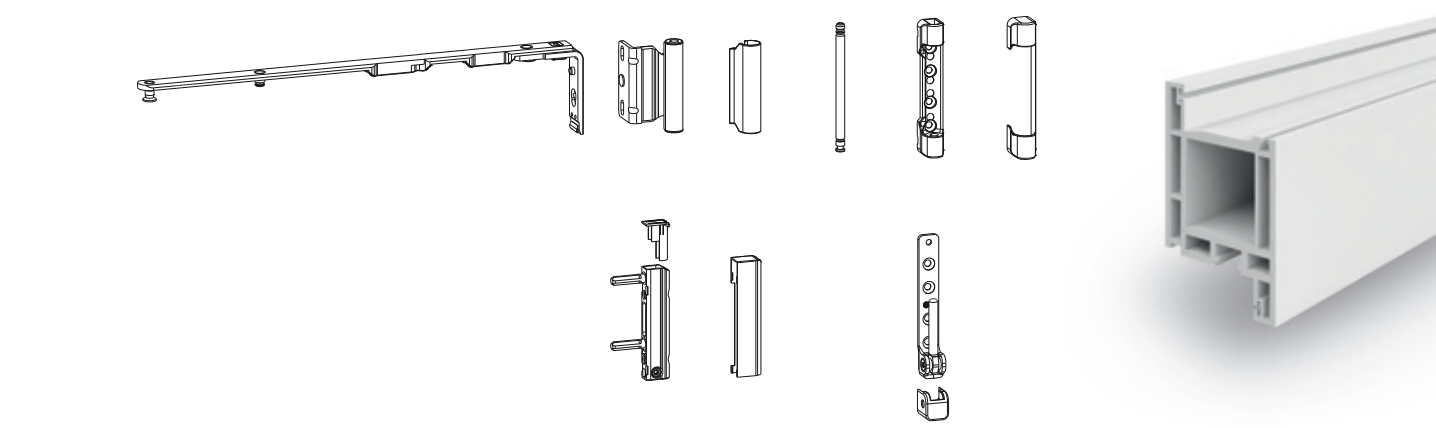
Straightforward handling

- New assembly-friendly pin safety guard in stay bearing
- Symmetrical hole and screw patterns for ease of installation

Possible applications

- Sash rebate up to 1600 mm wide and 2800 mm high
- Load-bearing capacity of hardware tested up to 130 kg

The hardware system for PVC windows



UNI-JET D

The new UNI-JET D is available for PVC windows and balcony-doors either as hinge side with rebate corner-hinge or drill-in hinge. It is therefore suitable for every window profile.

For barrier-free balcony-doors

The UNI-JET D is also optionally available with the bearings positioned higher up for barrier-free installation of balcony- and patio-doors.

The slender load bearer

The solid construction of the rebate corner-hinges makes the UNI-JET D ideal for high sash weights that result from the use of triple glazing for example.

Design benefits

- Slender overlap-flush hardware design
- High-quality surface available from stock in white and silver, additional colours available on request
- No visible screws or pins

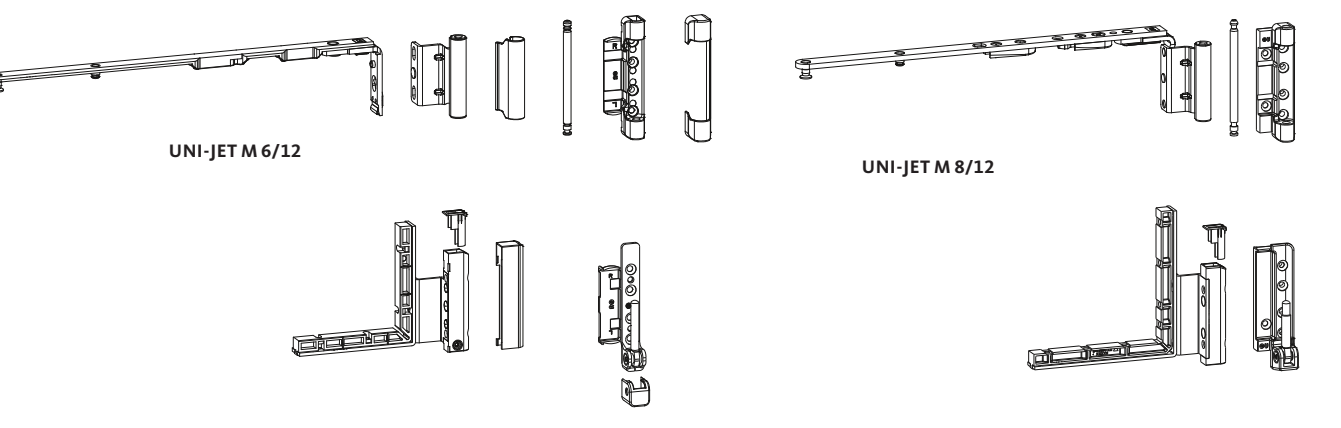
Straightforward handling

- New assembly-friendly pin safety guard in stay bearing
- Symmetrical components, hole and screw patterns for ease of assembly
- The flexible cover cap on the lower corner hinge makes adjustment more straightforward without having to remove caps

Possible applications

- Sash rebate up to 1600 mm wide and 2800 mm high
- Load-bearing capacity of hardware tested up to 150 kg
- All versions are also available as Tilt-First system
- Barrier-free version with rebate corner-hinges positioned higher up

Hardware systems for timber windows



UNI-JET M

The modern UNI-JET M hinge side for timber windows and balcony-doors has an endless range of options: the UNI-JET M with flat, 6 mm deep 2 x Ø34mm drill hole part is available as a version with 4 mm rebate clearance, 12 mm rebate clearance and for hardware installation on the unassembled frame. The UNI-JET M 8/12 hinge side with 8 mm deeper hinge cutout for sash weights up to 200 kg is available with the same visual appearance.

Design benefits

- Slender overlap-flush hardware design
- High-quality surface available from stock in white and silver, additional colours available on request
- No visible screws or pins

Straightforward handling

- New, assembly-friendly pin safety guard in stay bearing
- Symmetrical components, hole and screw patterns for ease of assembly
- Easy adjustment without having to remove cap due to flexible cover cap on lower corner hinge

Possible applications

- Sash rebate up to 1700 mm wide and 2800 mm high
- Load-bearing capacity of hardware tested up to 200 kg
- All versions are also available as Tilt-First system
- Barrier-free version with rebate corner-hinges positioned higher up

UNI-JET S

The modern Tilt&Turn system UNI-JET S with screw-on corner and stay bearings and rebate corner-hinge for timber windows and patio doors eliminates machining and milling of the frame.

Design benefits

- Slender overlap-flush hardware design
- High-quality surface available from stock in white and silver, additional colours available on request
- No visible screws or pins

Straightforward handling

- New assembly-friendly pin safety guard in stay bearing
- Symmetrical components, hole and screw patterns for ease of assembly
- Easy adjustment without having to remove cap due to flexible cover cap on lower corner hinge

Possible applications

- Sash rebate up to 1600 mm wide and 2800 mm high
- Load-bearing capacity of hardware tested up to 130 kg
- All versions are also available as Tilt-First system
- Barrier-free version with rebate corner-hinges positioned higher up

Higher tilting, turning and assembly appeal: with the new UNI-JET



The Cleverle automatic cam compensates for rebate clearances of between 8.5 and 15 mm in conjunction with the standard striker which simplifies installation and maintenance.



Safe and practical thanks to clip-in assembly: linear connection of gear and sash stay guide to locking system.



ferGUard silver surface sealing with effective corrosion protection verified by standardised salt spray tests.



The sash lifter gently lifts the sash into the locked position thus enabling comfortable fault-free operation.



The symmetrical drilling jig makes installation easier thus allowing each hinge side to be perfectly positioned.



The stay bearing with closed surface design means that cover caps are not required.



With the drill-in hinge, screws and pins are not visible which enhances the visual appeal and design quality.



The flexible cover cap facilitates straightforward adjustment at the lower bearing without having to remove the cap completely.



The robust rebate corner-hinge can support heavy sash weights up to 200 kg.



Pivot rest available in different versions with 3, 6 and 8 mm diameter pins of different lengths.



The wide range of strikers ensures an appropriate level of burglar protection, from basic security through to RC3.



The SE steel striker can also be retrofitted to windows when installed to increase burglar inhibition.



Milling pattern in timber frame for UNI-JET M 20/12: the classic timber window hardware for 1 x Ø34mm drill hole..



Milling pattern in timber frame for UNI-JET M 6/12: 2 x Ø34mm drill hole milled into the unassembled profile for installation of individual components.



Milling pattern in timber frame for UNI-JET M 6/4: the modern timber hardware for 2 x Ø34mm drill hole.



The UNI-JET is supplied in ergonomic flat packaging which makes installation easier and saves warehouse space.