




WINDOW TECHNOLOGY  
DOOR TECHNOLOGY  
AUTOMATIC ENTRANCE SYSTEMS  
BUILDING MANAGEMENT SYSTEMS



THE ORIGINAL  
BY THE INVENTOR



GU-SECURITY AUTOMATIC-DR / GU-SECURITY AUTOMATIC-DR PANIC E

The new locking type GU-SECURITY Automatic-DR combines security with ease of use.

Securing technology for you



# GU-SECURY multi-point lock

The success story of an original

## The new lock from the inventor of the automatic multi-point lock.

# 1979

**GU-SECURY R**  
multi-point lock



Multi-point lock  
**GU-SECURY SB**



Multi-point lock  
**GU-SECURY SH**




**GU-SECURY Automatic**  
multi-point lock



**GU-SECURY Automatic4**  
multi-point lock



**GU-SECURY MR**  
multi-point lock



**GU-SECURY DR**  
multi-point lock



**GU-SECURY AB**  
multi-point lock



# 40 years

Multi-point locking innovation

THE ORIGINAL  
BY THE INVENTOR



DOUBLY  
SECURE



2019

GU-SECURITY Automatic-DR  
multi-point lock

New: Automatic double bolt locking type  
– combination of Automatic latchbolt and  
hook bolt – all locking elements extend  
automatically when the door is closed.

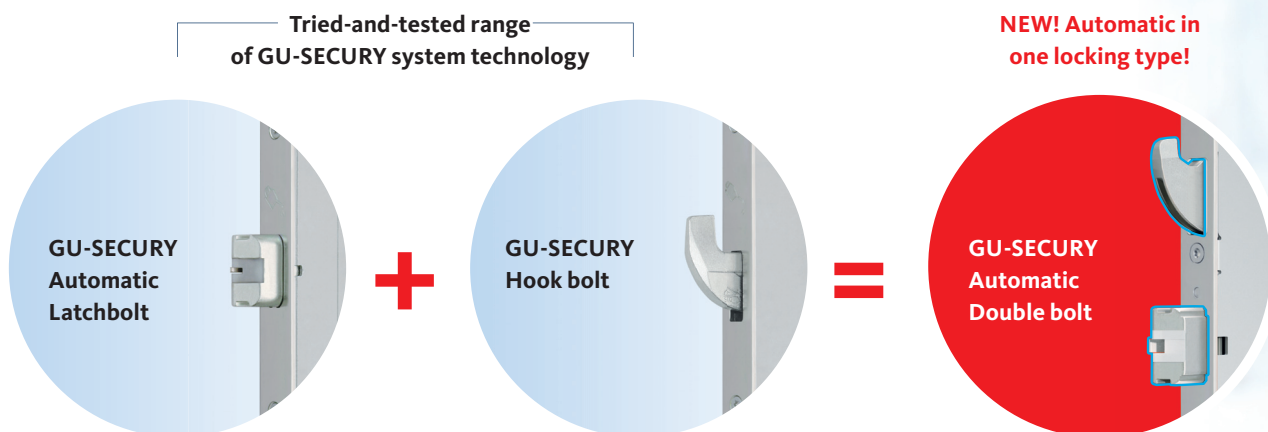


# GU-SECURITY Automatic-DR

Self-locking comfort

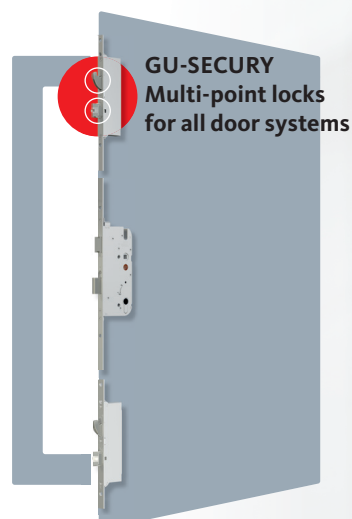
"Did you lock the door dear?"

"It's automatic, darling."



The new Automatic double bolt (Automatic-DR) locking type is a further development of the proven range of GU-SECURITY system technology – the modular faceplate length concept: The new multi-point lock combines Automatic latchbolts with hook bolts – which lock together automatically.

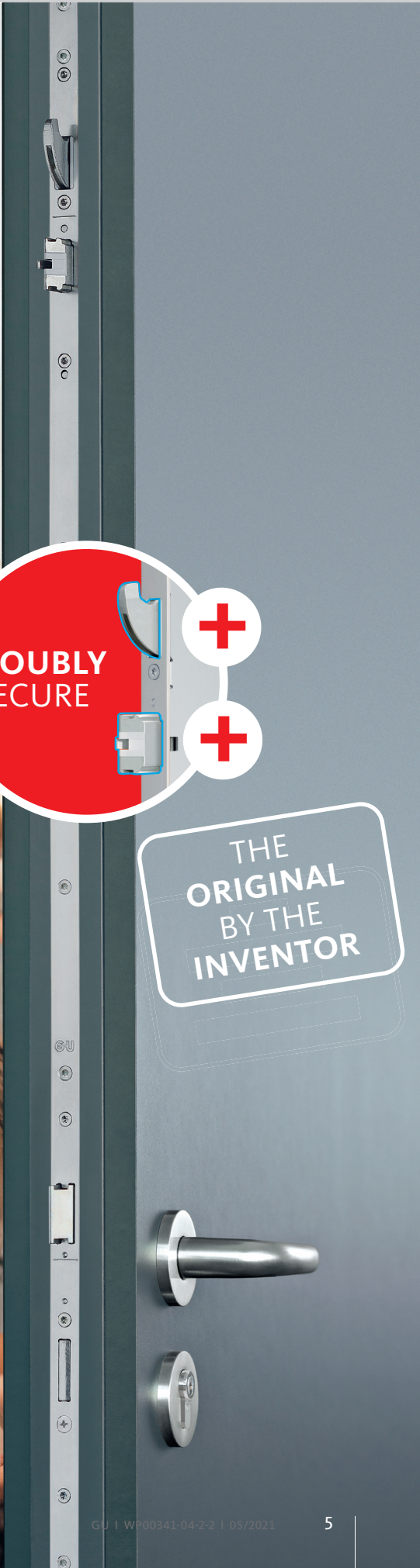
**Automatically locked twice – doubly secure!**





**DOUBLY  
SECURE**

THE  
ORIGINAL  
BY THE  
INVENTOR




# GU-SECURITY Automatic-DR

The technology

Hook bolt

Automatic latchbolt



## More security

### Automatically secure.

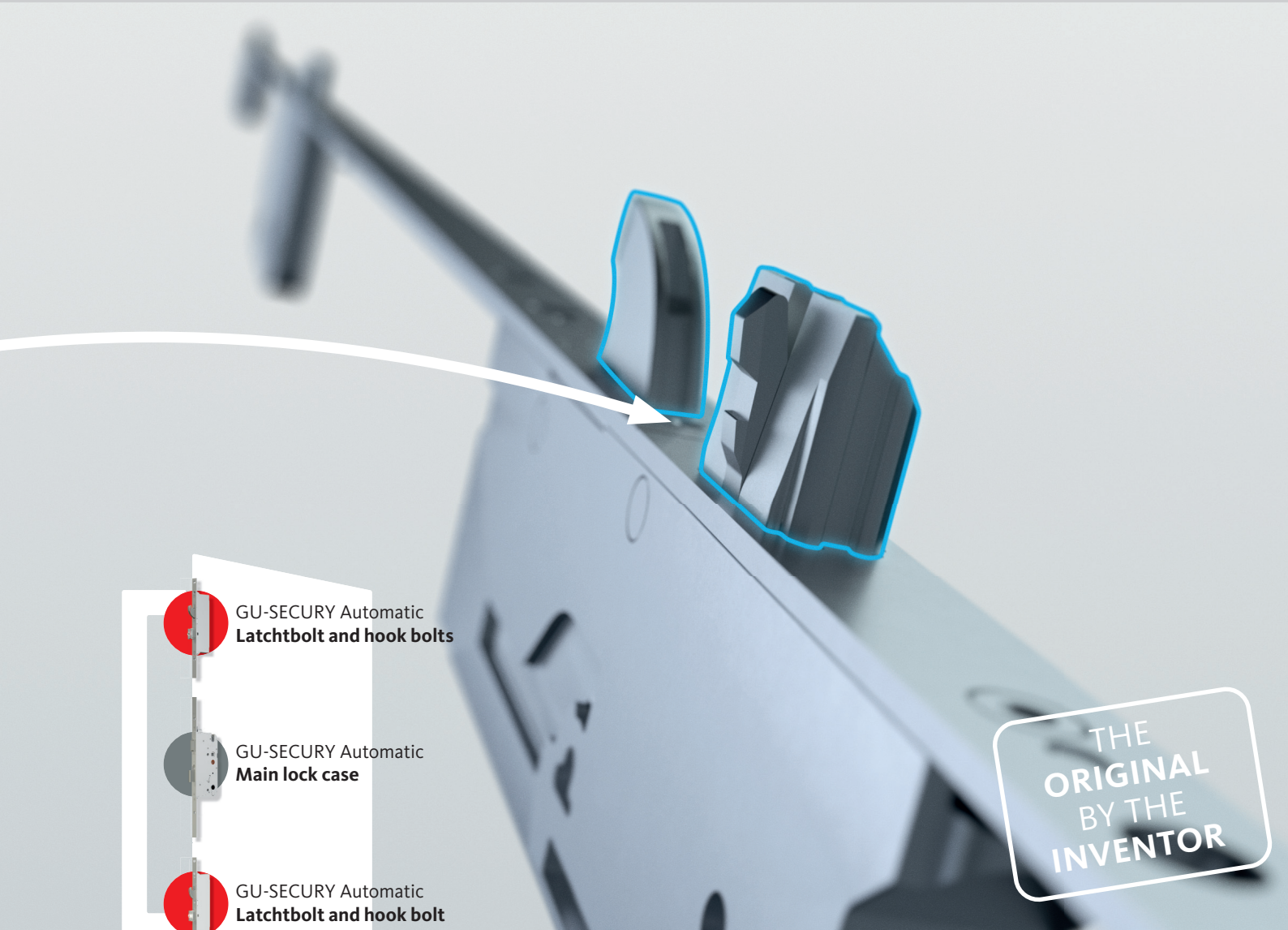
#### Automatic latchbolt

The mechanical self-locking locking systems by Gretsch-Unitas dispense with the need to actuate the central deadbolt by key. As soon as the door is shut, the Automatic latchbolts automatically throw and the door is locked, no further action is required. In the standard version, additional locking with the key is only required if the lever handle needs to be blocked from the inside, i.e. when used as a childproof safety device.

### Doubly secure.

#### Hook bolt

Parallel to the self-locking latchbolts, two additional self-locking hook bolts engage in the frame parts and move into the top of the frame, which prevents would-be burglars from levering out the door and also guarantees outstanding functional reliability when lowering the door. All locking elements are secured against being forced back. The system provides you with a multi-point locking system that is saw-through proof and hooks in behind the strike.



GU-SECURY Automatic  
**Latchbolt and hook bolts**



GU-SECURY Automatic  
**Main lock case**



GU-SECURY Automatic  
**Latchbolt and hook bolt**

THE ORIGINAL  
BY THE  
INVENTOR

## Tested and certified.

### The original by the inventor

- Approved to prEN 15685 (locks and hardware – multi-point locks and corresponding latch&deadbolt strikers – requirements and test methods)
- Compatible with RC 2, RC 3 and RC 4 in accordance with EN 1627
- VdS Class C approved in accordance with VdS 2201
- In the variant as a panic exit device, certification according to EN 179 and EN 1125




# GU-SECURY Automatic-DR

Convenience

Simply allow the door to fall shut

Door locks automatically



## More convenience

### Automatically locking

Premium quality by the inventor

The lock ensures effortless and reliable locking and unlocking of house entrance doors and apartment doors. When the door is pulled shut, the Automatic latchbolts are immediately triggered automatically and activate the hook bolts mechanically. The hook bolts now engage with the frame parts. When the lever handle is operated to open the door, all locking elements are retracted once again.

### Comfortably experience security

Solutions for barrier-free doors

For more convenient or even barrier-free opening of doors, Automatic openers and Automatic openers servo are used. With the A-opener servo, the opening motor is activated and the locking elements are retracted if the key is turned slightly or the lever handle is lightly tapped. To provide additional security and as an alternative to door chain or door viewer, the door arrester device of the safe-T-catch prevents the door from being opened by more than a certain amount. With the GU-SECURY Automatic-DR system with daytime release function, the locking elements can be mechanically locked by the authorised user in the withdrawn position, if required. The door can therefore be opened from the outside without a key.



Fingerprint scanner  
 Wall-mounted push-button  
 Transponder  
 Card reader



**GU-SECURITY Automatic-DR**  
 Multi-point locks  
 for all door systems

THE  
**ORIGINAL**  
 BY THE  
**INVENTOR**

## With all options

### Ease of use due to access control systems

The GU-SECURITY Automatic-DR is compatible with BKS access control systems, such as the house intercom, wall-mounted push-button, card reader, transponder, fingerprint scanner, wireless transponder, that allow only authorised persons to pass through the door.



## More benefits: Premium quality by the inventor

For planners/architects, fabricators and home owners

### Double security

When the door is pulled shut, the Automatic latchbolts are immediately triggered automatically and activate the hook bolts. The hook bolts now engage with the frame parts, irrespective of the position of the Automatic latchbolts. The hook bolts move into the top of the frame, which prevents would-be burglars from levering out the door, and also guarantees outstanding functional reliability when lowering the door. The locking elements are secured against being forced back. In the standard version, additional locking with the key is only required if the lever handle needs to be blocked from the inside, i.e. when used as a childproof safety device.

### Very easy operation

The lock ensures effortless and reliable locking and unlocking. The Automatic-DR mechanical self-locking exit device dispenses with the need for manual locking with a key. The Automatic latchbolt is combined with a solid hook bolt and both are thrown automatically when the door engages in the lock.

### Certified security

- prEN 15685 approval (locks and hardware – multi-point locks and corresponding latch&deadbolt strikers – requirements and test methods)
- Compatible with RC 2, RC 3 and RC 4 in accordance with EN 1627
- VdS Class C approved in accordance with VdS 2201
- In the variant as a panic exit device, certification according to EN 179 and EN 1125

### Accessibility

Automatic openers and Automatic openers servo are used to facilitate convenient or even barrier-free opening of doors. With the A-opener servo, the opening motor is activated and the Automatic latchbolts are retracted if the key is turned slightly or the lever handle is lightly tapped.

### Daytime release function for e.g. public traffic

With the GU-SECURITY Automatic-DR system with daytime release function, the locking elements can be mechanically locked by the authorised user in the withdrawn position, if required. The door can therefore be opened from the outside without a key.


### Safe-T-catch for door arrester device

To provide additional security and as an alternative to door chain or door viewer, the door arrester device of the safe-T-catch prevents the door from being opened by more than a certain amount. It is easy and convenient to operate via the turn. This version is particularly suitable for apartment entrance doors and house entrance doors in one-family houses.

### GU house entrance door concept

The GU-SECURITY Automatic-DR is compatible with the SECUREconnect power and data transmission units and can therefore be easily integrated into the GU house entrance door package. Biometric fingerprint detection or the individual access code permit convenient access.

THE ORIGINAL BY THE INVENTOR



**Variance in the project**

For use in project doors, the product range is rounded off by variants of the self-locking panic exit devices with panic function. With the GU-SECURITY Automatic-DR Panic E system, the door can be opened from inside at any time even without a key.

**Compatible**  
with BKS access control systems

The GU-SECURITY Automatic-DR is compatible with BKS access control systems, such as the house intercom, wall-mounted push-button, card reader, transponder, fingerprint scanner, wireless transponder, that allow only authorised persons to pass through the door. The fire-retardant variant is suitable for fire protection doors according to DIN 4102 in combination with BKS door hardware for fire rated doors according to EN 1634.

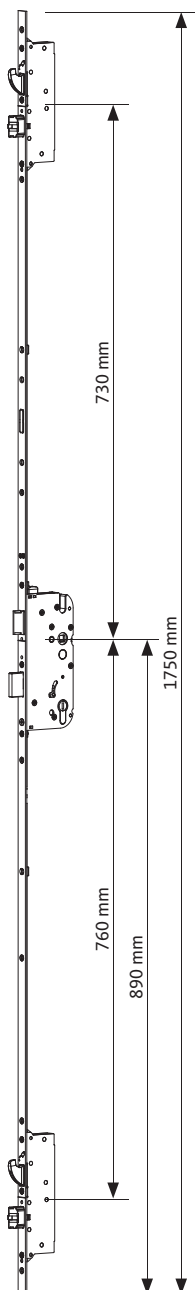

**A lock**  
for all house entrance door profiles

The lock is suitable for 1- and 2-leaf doors made of timber, PVC, metal and other material combinations.



# GU-SECURITY Automatic-DR – 1750 mm

Square faceplate ends, hole distance 92 mm



## Equipment

Main lock		Additional lock Automatic double bolt	Faceplate end		Hole distance	
Latch	Deadbolt		square	round	92 mm	72 mm
■	■	■	■	-	■	-

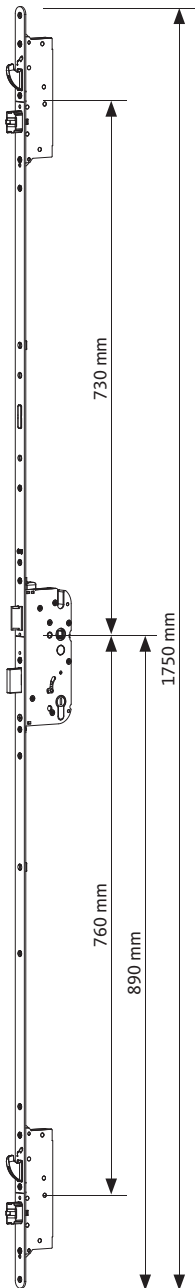
## Door leaf rebate height 1750–2285 mm, marking notch 890 mm (variable lever handle height)

Backset [mm]	Faceplate [mm]	Follower [mm]	PU	Order number	
65	U 24 x 6	8	2	6-40470-14-0-1	
	16	8	5	6-40470-12-0-1	
55	20	10	5	6-40470-40-0-1	
	16	10	5	6-40470-38-0-1	
	U 24 x 6	8	2	6-40470-42-0-1	
	20	8	5	6-40470-39-0-1	
	16	8	5	6-40470-37-0-1	
50	U 24 x 6	10	2	6-40470-36-0-1	
	24	10	5	6-40470-43-0-1	
	20	10	5	6-40470-09-0-1	
	16	10	5	6-40470-34-0-1	
	U 24 x 6	8	2	6-40470-35-0-1	
	U 24 x 6	8	2	6-40470-35-0-8	
	16	8	5	6-40470-33-0-1	
45	U 24 x 6	10	2	6-40470-21-0-1	
	20	10	5	6-40470-32-0-1	
	16	10	5	6-40470-07-0-1	
	U 24 x 6	8	2	6-40470-08-0-1	
	U 24 x 6	8	2	6-40470-08-0-8	
	24	8	5	6-40470-41-0-1	
	24	8	2	6-40470-41-0-8	
	20	8	5	6-40470-31-0-1	
	16	8	5	6-40470-06-0-1	
	40	20	10	5	6-40470-28-0-1
		16	10	5	6-40470-19-0-1
U 24 x 6		8	2	6-40470-05-0-1	
U 24 x 6		8	2	6-40470-05-0-8	
24		8	5	6-40470-29-0-1	
24		8	2	6-40470-29-0-8	
20		8	5	6-40470-27-0-1	
16		8	5	6-40470-04-0-1	
35		16	10	5	6-40470-16-0-1
	U 24 x 6	8	2	6-40470-03-0-1	
	U 24 x 6	8	2	6-40470-03-0-8	
	24	8	5	6-40470-02-0-1	
	24	8	2	6-40470-02-0-8	
	16	8	5	6-40470-01-0-1	
33	U 24 x 6	8	2	6-40470-24-0-1	
	U 24 x 6	8	2	6-40470-24-0-8	
	24	8	5	6-40470-22-0-1	
	24	8	2	6-40470-22-0-8	

Colour type: 1 = ferGUard\*silver, 8 = satin stainless steel

# GU-SECURY Automatic-DR – 1750 mm

Round faceplate ends, hole distance 92 mm



## Equipment

Main lock		Additional lock Automatic double bolt	Faceplate end		Hole distance	
Latch	Deadbolt		square	round	92 mm	72 mm
■	■	■	-	■	■	-

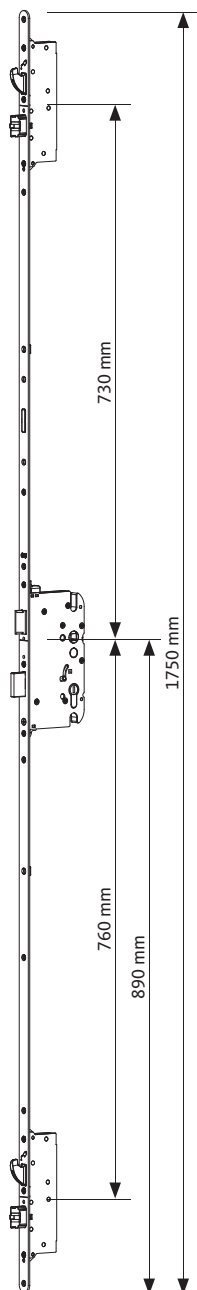
## Door leaf rebate height 1750–2285 mm, marking notch 890 mm (variable lever handle height)

Backset [mm]	Faceplate [mm]	Follower [mm]	PU	Order number
80	20	10	2	6-40470-15-0-1
65	20	10	5	6-40470-13-0-1
55	20	10	5	6-40470-11-0-1
50	24	10	5	6-40470-10-0-1

Colour type: 1 = ferGUard\*silver

# GU-SECURY Automatic-DR – 1750 mm

Round faceplate ends, hole distance 72 mm – for DIN door frames



## Equipment

Main lock		Additional lock Automatic double bolt	Faceplate end		Hole distance	
Latch	Deadbolt		square	round	92 mm	72 mm
■	■	■	-	■	-	■

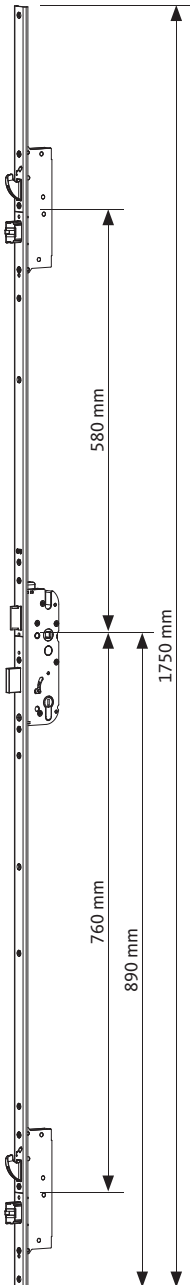
## Door leaf rebate height 1750–2285 mm, marking notch 890 mm (variable lever handle height)

Backset [mm]	Faceplate [mm]	Follower [mm]	PU	Order number
80	20	8	2	6-40367-05-0-1
65	20	8	5	6-40367-04-0-1
55	20	8	5	6-40367-03-0-1

Colour type: 1 = ferGUard\*silver

# GU-SECURY Automatic-DR – 1750 mm

Square faceplate ends, hole distance 92 mm, upper locking position 580 mm



## Equipment

Main lock		Additional lock Automatic double bolt	Faceplate end		Hole distance	
Latch	Deadbolt		square	round	92 mm	72 mm
■	■	■	■	-	■	-

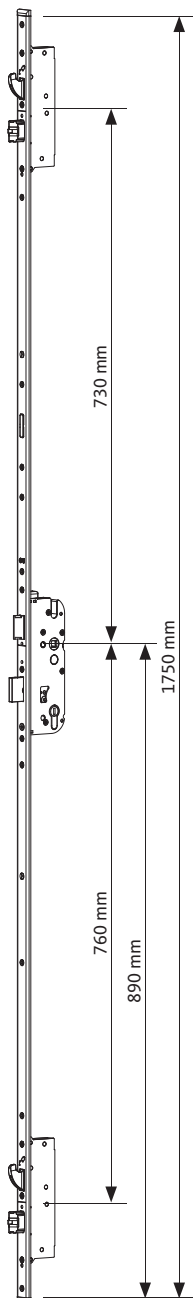

## Door leaf rebate height 1750–2285 mm, marking notch 890 mm (variable lever handle height)

Backset [mm]	Faceplate [mm]	Follower [mm]	PU	Order number
50	U 24 x 6	8	2	6-40470-47-0-8

Colour type: 8 = satin stainless steel  
The multi-point locks with locking positions 580/760 mm can only be extended by cropping the length from 1750 mm to 1600 mm at the top.

# GU-SECURY Automatic-DR TE – 1750 mm

Square faceplate ends, hole distance 92 mm, with daytime release function



## Equipment

Main lock		Additional lock Automatic double bolt	Faceplate end		Hole distance	
Latch	Deadbolt		square	round	92 mm	72 mm
■	■	■	■	-	■	-

## Door leaf rebate height 1750–2285 mm, marking notch 890 mm (variable lever handle height)

Backset [mm]	Faceplate [mm]	Follower [mm]	PU	Order number
50	U 24 x 6	8	2	6-40602-01-0-8
45	U 24 x 6	8	2	6-40602-05-0-1
35	24	8	5	6-40602-04-0-1

Colour type: 1 = ferGUard\*silver, 8 = satin stainless steel

## Note:

On the frame side, an interchangeable latch piece with mechanical override GU-BKS electric strike ET8 is necessary

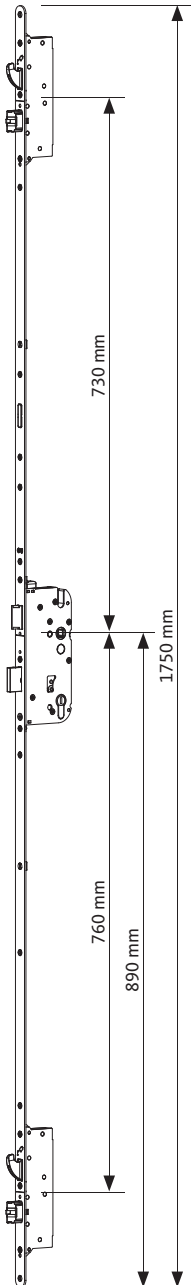
## GU-BKS electric strike ET 8

Description	Order number
Interchangeable latch piece with mechanical override, without latch slide cover	6-38473-05-0-1
Interchangeable latch piece with mechanical override, with latch slide cover	6-38474-05-0-1



# GU-SECURY Automatic-DR TE – 1750 mm

Round faceplate ends, hole distance 92 mm, with daytime release function



## Equipment

Main lock		Additional lock Automatic double bolt	Faceplate end		Hole distance	
Latch	Deadbolt		square	round	92 mm	72 mm
■	■	■	-	■	■	-

## Door leaf rebate height 1750–2285 mm, marking notch 890 mm (variable lever handle height)

Backset [mm]	Faceplate [mm]	Follower [mm]	PU	Order number
65	20	10	5	6-40602-03-0-1
65	20	10	2	6-40602-03-0-8

Colour type: 1 = ferGUard\*silver, 8 = satin stainless steel

## Note:

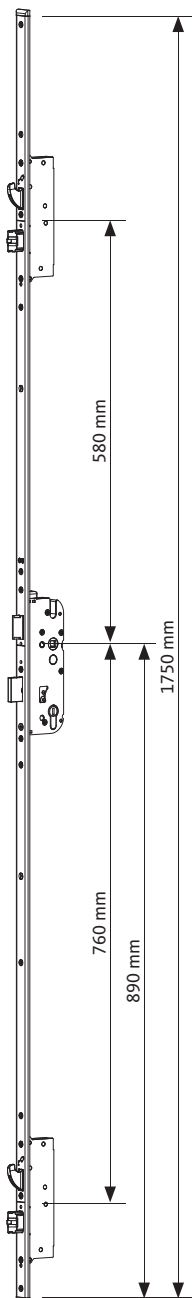
On the frame side, an interchangeable latch piece with mechanical override GU-BKS electric strike ET8 is necessary

## GU-BKS electric strike ET 8

Description	Order number
Interchangeable latch piece with mechanical override, without latch slide cover	6-38473-05-0-1
Interchangeable latch piece with mechanical override, with latch slide cover	6-38474-05-0-1

# GU-SECURY Automatic-DR TE – 1750 mm

Square faceplate ends, hole distance 92 mm, upper locking position 580 mm, with daytime release function



## Equipment

Main lock		Additional lock	Faceplate end		Hole distance	
Latch	Deadbolt		square	round	92 mm	72 mm
■	■	■	■	-	■	-

## Door leaf rebate height 1750–2285 mm, marking notch 890 mm (variable lever handle height)

Backset [mm]	Faceplate [mm]	Follower [mm]	PU	Order number
50	U 24 x 6	8	2	6-40602-02-0-8

Colour type: 8 = satin stainless steel  
The multi-point locks with locking positions 580/760 mm can only be extended by cropping the length from 1750 mm to 1600 mm at the top.

## Note:

On the frame side, an interchangeable latch piece with mechanical override GU-BKS electric strike ET8 is necessary

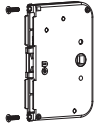
## GU-BKS electric strike ET 8

Description	Order number
Interchangeable latch piece with mechanical override, without latch slide cover	6-38473-05-0-1
Interchangeable latch piece with mechanical override, with latch slide cover	6-38474-05-0-1

# Safe-T-catch set and A-opener/A-opener servo kit



Supplementary product range (for multi-point lock)  
for timber, PVC and metal doors



## GU-SECURY safe-T-catch set (for multi-point locks) for doors made of timber, PVC and metal – 8 mm safe-T-catch projection

Designation	Backset [mm]	Follower [mm]	PU	Order number	
				Safe-t-catch projection 8 mm	Safe-t-catch projection 11 mm
Safe-T-catch set	80	8	5	-	K-20086-80-0-1
	65	8	5	K-20085-65-0-1	K-20086-65-0-1
	55	8	5	K-20085-55-0-1	K-20086-55-0-1
	50	8	5	K-20085-50-0-1	K-20086-50-0-1
	45	8	5	K-20085-45-0-1	K-20086-45-0-1
	40	8	5	K-20085-40-0-1	K-20086-40-0-1
	35	8	5	K-20085-35-0-1	K-20086-35-0-1
	33	8	5	K-20085-33-0-1	K-20086-33-0-1

Colour type: 1 = ferGUard\*silver  
Scope of delivery: 1 x safe-T-catch lock, 1 x bag with 2 self-tapping screws, 1 x assembly instructions  
optional safe-T-catch



A-opener kit

## GU-SECURY A-opener/A-opener servo kit

Designation	Order number
Universal A-opener kit - 1 Automatic opener - 1 cable set (6 m connecting cable + plug) - 1 carrier set (carrier + self-tapping screws) - 1 manual	K-18153-01-0-0
A-opener servo - 1 Automatic-opener servo - 1 cable set (6 m connecting cable + plug) - 1 carrier set (carrier + self-tapping screws) - 1 manual	K-19020-01-0-0

### Technical data:

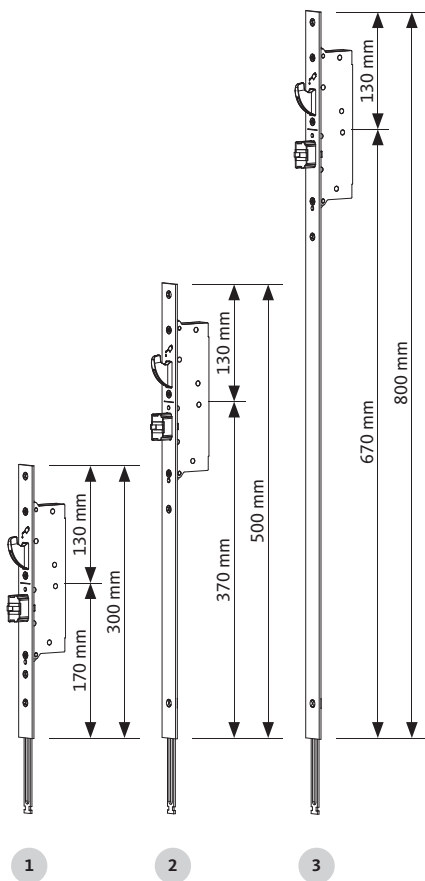

Nominal voltage:	12 V AC 12 – 24 V DC (stabilised)
Current consumption:	max. 1 A
Type of protection:	IP40
Lifting force:	max. 70 N
Preload unlocking:	up to 280 N
at 12 V AC or 12 V DC	
at 24 V DC up to 400 N	



A-opener servo kit

# GU-SECURY Automatic-DR – 1750 mm

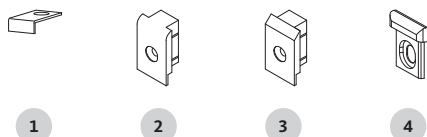
Extensions (for multi-point lock) for timber, PVC and metal doors



## Extensions (for multi-point lock) for timber, PVC and metal doors

Designation	Faceplate [mm]	Faceplate end	PU	Order number
1 Extension with Automatic-DR For locking position + 300 mm	U 24 x 6	square	5	6-40487-15-0-1 6-40487-15-0-8
	24	square	5	6-40487-12-0-1 6-40487-12-0-8
	20	round at bottom/top	5	6-40487-05-0-1
	Various	–	–	on request
2 Extension with Automatic-DR For locking position + 500 mm	U 24 x 6	square	5	6-40488-15-0-1 6-40488-15-0-8
	24	square	5	6-40488-12-0-1 6-40488-12-0-8
	24	round at bottom/top	5	6-40488-11-0-1 6-40488-11-0-8
	20	square	5	6-40488-06-0-1 6-40488-06-0-8
	20	round at bottom/top	5	6-40488-05-0-1
	16	square	5	6-40488-01-0-1
3 Extension with Automatic-DR For locking position + 800 mm	U 24 x 6	square	5	6-40489-15-0-1 6-40489-15-0-8
	24	square	5	6-40489-12-0-1 6-40489-12-0-8
	24	round at bottom/top	5	6-40489-11-0-1 6-40489-11-0-8
	20	round at bottom/top	5	6-40489-05-0-1
	16	square	5	6-40489-01-0-1
Various	–	–	on request	

Colour type: 1 = ferGUard\*silver, 8 = satin stainless steel



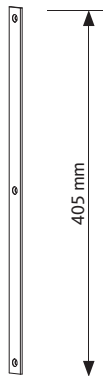

## Clamping part/end piece for timber, PVC and metal doors

Designation	Faceplate [mm]	Shape	PU	Order number
1 Clamping part for flat faceplate	–	–	100	9-29498-00-0-1
2 End piece for flat faceplate	16	round	100	9-35946-01-0-1
	20	round	100	9-35946-02-0-1
3 End piece for flat faceplate	20	Bevelled	100	9-35946-03-0-1
	24	Bevelled	100	9-35946-04-0-1
4 End piece for U-faceplate	U 24 x 6	–	200	9-39909-01-0-6

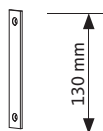
Colour type: 1 = ferGUard\*silver, 6 = black coloured, RAL 9005

# GU-SECURY Automatic-DR – 1750 mm

Extension piece (for multi-point lock) for timber, PVC and metal doors



1



2

## Extension piece (for multi-point lock) for timber, PVC and metal doors

Designation	Faceplate [mm]	Faceplate end	PU	Order number
1 Top extension piece L = 405 mm For SECURY multi-point lock	U 30 x 10	square	10	9-48687-23-0-1
	U 24 x 6	square	10	9-48687-15-0-1 9-48687-15-0-8
	24	square	10	9-48687-12-0-1 9-48687-12-0-8
	24	round at bottom/top	10	9-48687-11-0-1 9-48687-11-0-8
	24	round at bottom	10	9-48687-47-0-1 9-48687-47-0-8
	20	square	10	9-48687-06-0-1 9-48687-06-0-8
	20	round at bottom/top	10	9-48687-05-0-1 9-48687-05-0-8
	20	round at bottom	10	9-48687-46-0-1 9-48687-46-0-8
	16	square	10	9-48687-01-0-1 9-48687-01-0-8
	16	round at bottom/top	10	9-48687-45-0-1 9-48687-45-0-8
	Various	-	-	on request
	2 Bottom extension piece L = 130 mm For SECURY multi-point lock	U 30 x 10	square	10
U 24 x 6		square	10	9-48686-15-0-1 9-48686-15-0-8
24		square	10	9-48686-12-0-1 9-48686-12-0-8
24		round at bottom/top	10	9-48686-11-0-1 9-48686-11-0-8
24		round at bottom	10	9-48686-47-0-1 9-48686-47-0-8
20		square	10	9-48686-06-0-1 9-48686-06-0-8
20		round at bottom/top	10	9-48686-05-0-1 9-48686-05-0-8
20		round at bottom	10	9-48686-46-0-1 9-48686-46-0-8
16		square	10	9-48686-01-0-1 9-48686-01-0-8
16		round at bottom/top	10	9-48686-45-0-1 9-48686-45-0-8
Various		-	-	on request

Colour type: 1 = ferGUard\*silver, 8 = satin stainless steel

# GU-SECURITY Automatic-DR – 1750 mm

One-piece strikers/L&D strikers/Strikers/Safe-T-catch striker/Hinge-side locking devices for PVC profile systems



PVC profile system	GU-SECURITY Automatic-DR multi-point lock						One-piece striker adjustable		
	Leaf profile	Frame profile	Installation drawing	Back-set [mm]	HD [mm]	Face-plate [mm]	With interchangeable latch piece		
<b>Dimension L [mm]</b>							1750		
<b>Packing unit</b>							PU = 5		
<b>Aluplast</b>									
Aluplast Ideal 4000	140033	140003	0-43690	45	92	16	6-40022-DM-L-1 6-40022-DM-R-1	U 30 x 6	
Aluplast Ideal 7000	140033	170005	0-43690	45	92	16	6-40022-CA-L-1 6-40022-CA-R-1	U 30 x 8	
Aluplast Ideal 8000	180032	180003	0-43690	40	92	16	6-40022-CA-L-1 6-40022-CA-R-1	U 30 x 8	
Aluplast energeto 4000	140033	140003	0-43690	45	92	16	6-40022-DM-L-1 6-40022-DM-R-1	U 30 x 6	
Aluplast energeto 7000	140033	170005	0-43690	45	92	16	6-40022-CA-L-1 6-40022-CA-R-1	U 30 x 8	
Aluplast energeto 8000	180032	180003	0-43690	40	92	16	6-40022-CA-L-1 6-40022-CA-R-1	U 30 x 8	
<b>Deceuninck</b>									
Deceuninck zen dow	-	3001	0-43690	35	92	16	6-40022-AE-L-1 6-40022-AE-R-1	U 30 x 8	
Deceuninck zen dow neo	5049 (5512)	5002	0-43690	40	92	16	6-40022-AE-L-1 6-40022-AE-R-1	U 30 x 8	
Deceuninck Arcade	HA 7140	LA 710	0-43690	45	92	16	6-40022-DP-L-1 6-40022-DP-R-1	U 30 x 6	
Deceuninck Prestige	Z 276	L 176	0-43690	35	92	16	6-40022-DP-L-1 6-40022-DP-R-1	U 30 x 6	
Deceuninck Eforte	HLE 484	LLE 684	0-43690	45	92	16	6-40022-DP-L-1 6-40022-DP-R-1	U 30 x 6	
Deceuninck Elegant	HP 4-5115	LP2/C-5111	0-43690	45	92	16	6-40022-FZ-L-1 6-40022-FZ-R-1	U 30 x 8	
<b>Gealan</b>									
Gealan S 3000	3076 (3042)	3008 (3011)	0-43690	45	92	16	6-40022-AG-L-1 6-40022-AG-R-1	U 30 x 8	
Gealan S 7000 IQ	7076	7011	0-43690	45	92	16	6-40022-AT-L-1 6-40022-AT-R-1	U 35 x 8	
Gealan S 7000 IQ Plus	7076	5010	0-43690	45	92	16	6-40022-AT-L-1 6-40022-AT-R-1	U 35 x 8	
Gealan S 8000 IQ	8076	8011	0-43690	45	92	16	6-40022-CC-L-1 6-40022-CC-R-1	U 35 x 8	
Gealan S 9000	6025	6003 (6002)	0-43690	45	92	16	6-40022-CC-L-1 6-40022-CC-R-1	U 35 x 8	










# GU-SECURY Automatic-DR – 1750 mm



One-piece strikers/L&D strikers/Strikers/Safe-T-catch striker/Hinge-side locking devices for PVC profile systems



L&D striker	Striker adjustable	Safe-T-catch striker	Hinge-side locking device		SECUREconnect	
			for safe-T-catch	Frame Wedged keep	Leaf Drill-in cam Length = 54 mm	Faceplate/leaf
216.5	181	227	120	115	350	350
PU = 5	PU = 20	PU = 5	PU = 6	PU = 6	PU = 1	PU = 1
						
6-37654-2U-L-1 6-37654-2U-R-1	6-40007-DM-0-1	6-28586-2U-L-1 6-28586-2U-R-1	6-28961-2U-0-1	6-28985-06-0-1	9-45903-09-0-1	6-35513-2U-L-1 6-35513-2U-R-1
6-37675-5K-L-1 6-37675-5K-R-1	6-40007-CA-0-1	6-31632-5K-L-1 6-31632-5K-R-1	6-28961-5K-0-1 <sup>[2]</sup>	6-28985-06-0-1	9-45903-09-0-1	6-35513-5K-L-1 6-35513-5K-R-1
6-37675-5K-L-1 6-37675-5K-R-1	6-40007-CA-0-1	6-31632-5K-L-1 6-31632-5K-R-1	6-28961-5K-0-1 <sup>[2]</sup>	6-28985-06-0-1	9-45903-09-0-1	6-35513-5K-L-1 6-35513-5K-R-1
6-37654-2U-L-1 6-37654-2U-R-1	6-40007-DM-0-1	6-28586-2U-L-1 6-28586-2U-R-1	6-28961-2U-0-1	6-28985-06-0-1	9-45903-09-0-1	6-35513-2U-L-1 6-35513-2U-R-1
6-37675-5K-L-1 6-37675-5K-R-1	6-40007-CA-0-1	6-31632-5K-L-1 6-31632-5K-R-1	6-28961-5K-0-1 <sup>[2]</sup>	6-28985-06-0-1	9-45903-09-0-1	6-35513-5K-L-1 6-35513-5K-R-1
6-37675-5K-L-1 6-37675-5K-R-1	6-40007-CA-0-1	6-31632-5K-L-1 6-31632-5K-R-1	6-28961-5K-0-1 <sup>[2]</sup>	6-28985-06-0-1	9-45903-09-0-1	6-35513-5K-L-1 6-35513-5K-R-1
6-37675-34-L-1 6-37675-34-R-1	6-40007-AE-0-1	6-31632-34-L-1 6-31632-34-R-1	6-28961-34-0-1	6-28985-06-0-1	9-45903-09-0-1	6-35513-34-L-1 6-35513-34-R-1
6-37675-34-L-1 6-37675-34-R-1	6-40007-AE-0-1	6-31632-34-L-1 6-31632-34-R-1	6-28961-34-0-1	6-28985-06-0-1	9-45903-09-0-1	6-35513-34-L-1 6-35513-34-R-1
6-37654-79-L-1 6-37654-79-R-1	6-40007-DP-0-1	6-28586-79-L-1 6-28586-79-R-1	6-28961-79-0-1	6-28985-06-0-1	9-45903-09-0-1	6-35513-79-L-1 6-35513-79-R-1
6-37654-79-L-1 6-37654-79-R-1	6-40007-DP-0-1	6-28586-79-L-1 6-28586-79-R-1	6-28961-79-0-1	6-28985-06-0-1	9-45903-09-0-1	6-35513-79-L-1 6-35513-79-R-1
6-37654-79-L-1 6-37654-79-R-1	6-40007-DP-0-1	6-28586-79-L-1 6-28586-79-R-1	6-28961-79-0-1	6-28985-06-0-1	9-45903-09-0-1	6-35513-79-L-1 6-35513-79-R-1
6-37675-6J-L-1 6-37675-6J-R-1	6-40007-FZ-0-1	6-31632-6J-L-1 6-31632-6J-R-1	6-28961-6J-0-1	6-28985-06-0-1	9-45903-09-0-1	6-35513-34-L-1 6-35513-34-R-1
6-37675-21-L-1 6-37675-21-R-1	6-40007-AG-0-1	6-31632-21-L-1 6-31632-21-R-1	6-28961-21-0-1	6-28985-06-0-1	9-45903-09-0-1	6-35513-21-L-1 6-35513-21-R-1
6-37558-4P-L-1 6-37558-4P-R-1	6-40007-AT-0-1	6-31632-4P-L-1 6-31632-4P-R-1	6-28961-4P-0-1	6-28985-06-0-1	9-45903-09-0-1	6-35513-4P-L-1 6-35513-4P-R-1
6-37558-4P-L-1 6-37558-4P-R-1	6-40007-AT-0-1	6-31632-4P-L-1 6-31632-4P-R-1	6-28961-4P-0-1	6-28985-06-0-1	9-45903-09-0-1	6-35513-4P-L-1 6-35513-4P-R-1
6-37558-6D-L-1 6-37558-6D-R-1	6-40007-CC-0-1	6-31632-4P-L-1 6-31632-4P-R-1	6-28961-4P-0-1	6-28985-06-0-1	9-45903-09-0-1	6-35513-6D-L-1 6-35513-6D-R-1
6-37558-6D-L-1 6-37558-6D-R-1	6-40007-CC-0-1	6-31632-4P-L-1 6-31632-4P-R-1	6-28961-4P-0-1	6-28985-06-0-1	9-45903-09-0-1	6-35513-6D-L-1 6-35513-6D-R-1

<sup>[2]</sup> on request

# GU-SECURITY Automatic-DR – 1750 mm

One-piece strikers/L&D strikers/Strikers/Safe-T-catch striker/Hinge-side locking devices for PVC profile systems



PVC profile system	GU-SECURITY Automatic-DR multi-point lock						One-piece striker adjustable		
	Leaf profile	Frame profile	Installation drawing	Back-set [mm]	HD [mm]	Face-plate [mm]	With interchangeable latch piece		
<b>Dimension L [mm]</b>							1750		
<b>Packing unit</b>							PU = 5		
<b>Profine KBE</b>									
Profine KBE 76 AD	76204	76102	0-43690	40	92	16	6-40022-AK-L-1 6-40022-AK-R-1	U 35 x 8	
	76206	76102	0-43690	40	92	20	6-40022-FU-L-1 6-40022-FU-R-1	U 35 x 8	
Profine KBE 76 MD	76272 (76279)	76102	0-43690	40	92	16	6-40022-AK-L-1 6-40022-AK-R-1	U 35 x 8	
	–	–	0-43690	40	92	20	6-40022-FU-L-1 6-40022-FU-R-1	U 35 x 8	
Profine KBE 88	88274	88172	0-43690	40	92	16	6-40022-AK-L-1 6-40022-AK-R-1	U 35 x 8	
	88276	88172	0-43690	40	92	20	6-40022-FU-L-1 6-40022-FU-R-1	U 35 x 8	
Profine KBE 70 CL	70212	70102	0-43690	45	92	16	6-40022-AE-L-1 6-40022-AE-R-1	U 30 x 8	
<b>Profine Kömmerling</b>									
Kömmerling 76 AD	76204	76102	0-43690	40	92	16	6-40022-AK-L-1 6-40022-AK-R-1	U 35 x 8	
	76206	76102	0-43690	40	92	20	6-40022-FU-L-1 6-40022-FU-R-1	U 35 x 8	
Kömmerling 76 MD	76272 (76279)	76102	0-43690	40	92	16	6-40022-AK-L-1 6-40022-AK-R-1	U 35 x 8	
	–	–	0-43690	40	92	20	6-40022-FU-L-1 6-40022-FU-R-1	U 35 x 8	
Kömmerling 88	88274	88172	0-43690	40	92	16	6-40022-AK-L-1 6-40022-AK-R-1	U 35 x 8	
	88276	88172	0-43690	40	92	20	6-40022-FU-L-1 6-40022-FU-R-1	U 35 x 8	
Kömmerling EuroFutur Classic	2416	2402	0-43690	45	92	16	6-40022-AN-L-1 6-40022-AN-R-1	U 30 x 8	
Kömmerling EuroFutur Elegance	0116	0102	0-43690	45	92	16	6-40022-AN-L-1 6-40022-AN-R-1	U 30 x 8	












# GU-SECURY Automatic-DR – 1750 mm



One-piece strikers/L&D strikers/Strikers/Safe-T-catch striker/Hinge-side locking devices for PVC profile systems



L&D striker	Striker adjustable	Safe-T-catch striker	Hinge-side locking device		SECUREconnect	
			for safe-T-catch	Frame Wedged keep	Leaf Drill-in cam Length = 54 mm	Faceplate/leaf
216.5	181	227	120	115	350	350
PU = 5	PU = 20	PU = 5	PU = 6	PU = 6	PU = 1	PU = 1
						
6-37558-5X-L-1 6-37558-5X-R-1	6-40007-AK-0-1	6-31632-5X-L-1 6-31632-5X-R-1	6-28961-5X-0-1	6-28985-06-0-1	9-45903-09-0-1	6-35513-5X-L-1 6-35513-5X-R-1
6-37558-6H-L-1 6-37558-6H-R-1	6-40007-FU-0-1	6-31632-6H-L-1 6-31632-6H-R-1	6-28961-6H-0-1	6-28985-07-0-1	9-45903-10-0-1	6-35513-6H-L-1 6-35513-6H-R-1
6-37558-5X-L-1 6-37558-5X-R-1	6-40007-AK-0-1	6-31632-5X-L-1 6-31632-5X-R-1	6-28961-5X-0-1	6-28985-06-0-1	9-45903-09-0-1	6-35513-5X-L-1 6-35513-5X-R-1
6-37558-6H-L-1 6-37558-6H-R-1	6-40007-FU-0-1	6-31632-6H-L-1 6-31632-6H-R-1	6-28961-6H-0-1	6-28985-07-0-1	9-45903-10-0-1	6-35513-6H-L-1 6-35513-6H-R-1
6-37558-5X-L-1 6-37558-5X-R-1	6-40007-AK-0-1	6-31632-5X-L-1 6-31632-5X-R-1	6-28961-5X-0-1	6-28985-06-0-1	9-45903-09-0-1	6-35513-5X-L-1 6-35513-5X-R-1
6-37558-6H-L-1 6-37558-6H-R-1	6-40007-FU-0-1	6-31632-6H-L-1 6-31632-6H-R-1	6-28961-6H-0-1	6-28985-07-0-1	9-45903-10-0-1	6-35513-6H-L-1 6-35513-6H-R-1
6-37675-34-L-1 6-37675-34-R-1	6-40007-AE-0-1	6-31632-34-L-1 6-31632-34-R-1	6-28961-34-0-1	6-28985-06-0-1	9-45903-09-0-1	6-35513-34-L-1 6-35513-34-R-1
6-37558-5X-L-1 6-37558-5X-R-1	6-40007-AK-0-1	6-31632-5X-L-1 6-31632-5X-R-1	6-28961-5X-0-1	6-28985-06-0-1	9-45903-09-0-1	6-35513-5X-L-1 6-35513-5X-R-1
6-37558-6H-L-1 6-37558-6H-R-1	6-40007-FU-0-1	6-31632-6H-L-1 6-31632-6H-R-1	6-28961-6H-0-1	6-28985-07-0-1	9-45903-10-0-1	6-35513-6H-L-1 6-35513-6H-R-1
6-37558-5X-L-1 6-37558-5X-R-1	6-40007-AK-0-1	6-31632-5X-L-1 6-31632-5X-R-1	6-28961-5X-0-1	6-28985-06-0-1	9-45903-09-0-1	6-35513-5X-L-1 6-35513-5X-R-1
6-37558-6H-L-1 6-37558-6H-R-1	6-40007-FU-0-1	6-31632-6H-L-1 6-31632-6H-R-1	6-28961-6H-0-1	6-28985-07-0-1	9-45903-10-0-1	6-35513-6H-L-1 6-35513-6H-R-1
6-37558-5X-L-1 6-37558-5X-R-1	6-40007-AK-0-1	6-31632-5X-L-1 6-31632-5X-R-1	6-28961-5X-0-1	6-28985-06-0-1	9-45903-09-0-1	6-35513-5X-L-1 6-35513-5X-R-1
6-37558-6H-L-1 6-37558-6H-R-1	6-40007-FU-0-1	6-31632-6H-L-1 6-31632-6H-R-1	6-28961-6H-0-1	6-28985-07-0-1	9-45903-10-0-1	6-35513-6H-L-1 6-35513-6H-R-1
6-37675-31-L-1 6-37675-31-R-1	6-40007-AN-0-1	6-31632-31-L-1 6-31632-31-R-1	6-28961-31-0-1	6-28985-06-0-1	9-45903-09-0-1	6-35513-31-L-1 6-35513-31-R-1
6-37675-31-L-1 6-37675-31-R-1	6-40007-AN-0-1	6-31632-31-L-1 6-31632-31-R-1	6-28961-31-0-1	6-28985-06-0-1	9-45903-09-0-1	6-35513-31-L-1 6-35513-31-R-1

# GU-SECURITY Automatic-DR – 1750 mm

One-piece strikers/L&D strikers/Strikers/Safe-T-catch striker/Hinge-side locking devices for PVC profile systems










PVC profile system	GU-SECURITY Automatic-DR multi-point lock						One-piece striker adjustable			
	Leaf profile	Frame profile	Installation drawing	Back-set [mm]	HD [mm]	Face-plate [mm]	With interchangeable latch piece			
<b>Dimension L [mm]</b>							1750			
<b>Packing unit</b>							PU = 5			
<b>Profine Trocal</b>										
Profine Trocal 76 AD	76204	76102	0-43690	40	92	16	6-40022-AK-L-1 6-40022-AK-R-1	U 35 x 8		
	76206	76102	0-43690	40	92	20	6-40022-FU-L-1 6-40022-FU-R-1	U 35 x 8		
Profine Trocal 76 MD	76272 (76279)	76102	0-43690	40	92	16	6-40022-AK-L-1 6-40022-AK-R-1	U 35 x 8		
	–	–	0-43690	40	92	20	6-40022-FU-L-1 6-40022-FU-R-1	U 35 x 8		
Profine Trocal 88	88274	88172	0-43690	40	92	16	6-40022-AK-L-1 6-40022-AK-R-1	U 35 x 8		
	88276	88172	0-43690	40	92	20	6-40022-FU-L-1 6-40022-FU-R-1	U 35 x 8		
Profine Trocal InnoNova_70.A5	622400	610200	0-43690	55	92	20	6-40022-BP-L-1 6-40022-BP-R-1	U 30 x 8		
<b>Rehau</b>										
Rehau Brillant-Design 70	550 160	550 680	0-43690	35	92	16	6-40022-AH-L-1 6-40022-AH-R-1	U 35 x 8		
Rehau Geneo 86®	1532965	1532835	0-43690	45	92	16	6-40022-AL-L-1 6-40022-AL-R-1	U 35 x 8		
Rehau Synego 80®	1537295	1537015	0-43690	35	92	16	6-40022-BK-L-1 6-40022-BK-R-1	U 35 x 8		
Rehau CHARACTER DESIGN 80	1537295	1539005	0-43690	35	92	16	6-40022-BK-L-1 6-40022-BK-R-1	U 35 x 8		
<b>Salamander / Brüggmann</b>										
Salamander Streamline 3D	211 240	110 230	0-43690	45	92	20	6-40022-AR-L-1 6-40022-AR-R-1	U 35 x 8		
Salamander Streamline AD 76	251 040	250 230	0-43690	45	92	20	6-40022-AR-L-1 6-40022-AR-R-1	U 35 x 8		
Streamline MD 76	–	–	0-43690	45	92	20	6-40022-AR-L-1 6-40022-AR-R-1	U 35 x 8		
bluEvolution 92 (screw axis 22 mm)	171 040	170 430	0-43690	55	92	16	6-40022-DL-L-1 6-40022-DL-R-1	U 35 x 8		
Brüggmann bluEvolution 82	HO8550	HP9220 (HO9020)	0-43690	55	92	20	6-40022-CP-L-1 6-40022-CP-R-1	U 35 x 8		
<b>Schüco</b>										
Schüco Corona CT 70 AS	9108	8597 (8864)	0-43690	45	92	16	6-40022-AB-L-1 6-40022-AB-R-1	U 30 x 8		
Schüco Corona CT 70 MD	76272	76172	0-43690	45	92	16	6-40022-AB-L-1 6-40022-AB-R-1	U 30 x 8		
Schüco Corona SI 82 AS	8813 (9147)	9161	0-43690	45	92	16	6-40022-AB-L-1 6-40022-AB-R-1	U 30 x 8		
Schüco Living 82	9433	9412 (9422)	0-43690	45	92	16	6-40022-AB-L-1 6-40022-AB-R-1	U 30 x 8		

# GU-SECURY Automatic-DR – 1750 mm



One-piece strikers/L&D strikers/Strikers/Safe-T-catch striker/Hinge-side locking devices for PVC profile systems



L&D striker	Striker adjustable	Safe-T-catch striker	Hinge-side locking device		SECUREconnect	
			for safe-T-catch	Frame Wedged keep	Leaf Drill-in cam Length = 54 mm	Faceplate/leaf
216.5	181	227	120	115	350	350
PU = 5	PU = 20	PU = 5	PU = 6	PU = 6	PU = 1	PU = 1
						
6-37558-5X-L-1 6-37558-5X-R-1	6-40007-AK-0-1	6-31632-5X-L-1 6-31632-5X-R-1	6-28961-5X-0-1	6-28985-06-0-1	9-45903-09-0-1	6-35513-5X-L-1 6-35513-5X-R-1
6-37558-6H-L-1 6-37558-6H-R-1	6-40007-FU-0-1	6-31632-6H-L-1 6-31632-6H-R-1	6-28961-6H-0-1	6-28985-07-0-1	9-45903-10-0-1	6-35513-6H-L-1 6-35513-6H-R-1
6-37558-5X-L-1 6-37558-5X-R-1	6-40007-AK-0-1	6-31632-5X-L-1 6-31632-5X-R-1	6-28961-5X-0-1	6-28985-06-0-1	9-45903-09-0-1	6-35513-5X-L-1 6-35513-5X-R-1
6-37558-6H-L-1 6-37558-6H-R-1	6-40007-FU-0-1	6-31632-6H-L-1 6-31632-6H-R-1	6-28961-6H-0-1	6-28985-07-0-1	9-45903-10-0-1	6-35513-6H-L-1 6-35513-6H-R-1
6-37558-5X-L-1 6-37558-5X-R-1	6-40007-AK-0-1	6-31632-5X-L-1 6-31632-5X-R-1	6-28961-5X-0-1	6-28985-06-0-1	9-45903-09-0-1	6-35513-5X-L-1 6-35513-5X-R-1
6-37558-6H-L-1 6-37558-6H-R-1	6-40007-FU-0-1	6-31632-6H-L-1 6-31632-6H-R-1	6-28961-6H-0-1	6-28985-07-0-1	9-45903-10-0-1	6-35513-6H-L-1 6-35513-6H-R-1
6-37675-83-L-1 6-37675-83-R-1	6-40007-BP-0-1	6-31632-83-L-1 6-31632-83-R-1	6-28961-83-0-1	6-28985-07-0-1	9-45903-10-0-1	6-35513-83-L-1 6-35513-83-R-1
6-37558-62-L-1 6-37558-62-R-1	6-40007-AH-0-1	6-31632-62-L-1 6-31632-62-R-1	6-28961-62-0-1	6-28985-06-0-1	9-45903-09-0-1	6-35513-62-L-1 6-35513-62-R-1
6-37558-4W-L-1 6-37558-4W-R-1	6-40007-AL-0-1	6-31632-4W-L-1 6-31632-4W-R-1	6-28961-4W-0-1	6-28985-06-0-1	9-45903-09-0-1	6-35513-4W-L-1 6-35513-4W-R-1
6-37558-5A-L-1 6-37558-5A-R-1	6-40007-BK-0-1	6-31632-5A-L-1 6-31632-5A-R-1	6-28961-5A-0-1	6-28985-06-0-1	9-45903-09-0-1	6-35513-5Y-L-1 6-35513-5Y-R-1
6-37558-5A-L-1 6-37558-5A-R-1	6-40007-BK-0-1	6-31632-5A-L-1 6-31632-5A-R-1	6-28961-5A-0-1	6-28985-06-0-1	9-45903-09-0-1	6-35513-5Y-L-1 6-35513-5Y-R-1
6-37558-2R-L-1 6-37558-2R-R-1	6-40007-AR-0-1	6-31632-2R-L-1 6-31632-2R-R-1	6-28961-2R-0-1T	6-28985-07-0-1	9-45903-10-0-1	6-35513-2R-L-1 6-35513-2R-R-1
6-37558-2R-L-1 6-37558-2R-R-1	6-40007-AR-0-1	6-31632-2R-L-1 6-31632-2R-R-1	6-28961-2R-0-1T	6-28985-07-0-1	9-45903-10-0-1	6-35513-2R-L-1 6-35513-2R-R-1
6-37558-2R-L-1 6-37558-2R-R-1	6-40007-AR-0-1	6-31632-2R-L-1 6-31632-2R-R-1	6-28961-2R-0-1T	6-28985-07-0-1	9-45903-10-0-1	6-35513-2R-L-1 6-35513-2R-R-1
6-37558-5Y-L-1 6-37558-5Y-R-1	6-40007-DL-0-1	6-31632-5Y-L-1 6-31632-5Y-R-1	6-28961-5Y-0-1T <sup>[2]</sup>	6-28985-06-0-1	9-45903-09-0-1	6-35513-5Y-L-1 6-35513-5Y-R-1
6-37558-5J-L-1 6-37558-5J-R-1	6-40007-CP-0-1	6-31632-5J-L-1 6-31632-5J-R-1	6-28961-5J-0-1	6-28985-07-0-1	9-45903-10-0-1	6-35513-5J-L-1 6-35513-5J-R-1
6-37675-2T-L-1 6-37675-2T-R-1	6-40007-AB-0-1	6-31632-2T-L-1 6-31632-2T-R-1	6-28961-2T-0-1	6-28985-06-0-1	9-45903-09-0-1	6-35513-2T-L-1 6-35513-2T-R-1
6-37675-2T-L-1 6-37675-2T-R-1	6-40007-AB-0-1	6-31632-2T-L-1 6-31632-2T-R-1	6-28961-2T-0-1	6-28985-06-0-1	9-45903-09-0-1	6-35513-2T-L-1 6-35513-2T-R-1
6-37675-2T-L-1 6-37675-2T-R-1	6-40007-AB-0-1	6-31632-2T-L-1 6-31632-2T-R-1	6-28961-2T-0-1	6-28985-06-0-1	9-45903-09-0-1	6-35513-2T-L-1 6-35513-2T-R-1
6-37675-2T-L-1 6-37675-2T-R-1	6-40007-AB-0-1	6-31632-2T-L-1 6-31632-2T-R-1	6-28961-2T-0-1	6-28985-06-0-1	9-45903-09-0-1	6-35513-2T-L-1 6-35513-2T-R-1

<sup>[2]</sup> on request

# GU-SECURITY Automatic-DR – 1750 mm

One-piece strikers/L&D strikers/Strikers/Safe-T-catch striker/Hinge-side locking devices for PVC profile systems



PVC profile system	GU-SECURITY Automatic-DR multi-point lock						One-piece striker adjustable		
	Leaf profile	Frame profile	Installation drawing	Back-set [mm]	HD [mm]	Face-plate [mm]	With interchangeable latch piece		
<b>Dimension L [mm]</b>							1750		
<b>Packing unit</b>							PU = 5		
<b>Veka</b>									
Veka Topline 70 AD (secondary entrance door)	103,202	101,205	0-43690	35	92	16	6-40022-AB-L-1 6-40022-AB-R-1	U 30 x 8	
Veka Topline 70 AD (house entrance door)	105,200	101,205	0-43690	45	92	U 24 x 6	6-40022-EH-L-1 6-40022-EH-R-1	U 30 x 6	
Veka Topline 70 MD	103,222	101,222	0-43690	45	92	16	6-40022-AB-L-1 6-40022-AB-R-1	U 30 x 8	
Veka Softline 70 AD (secondary entrance door)	105,232	101,214	0-43690	35	92	16	6-40022-AB-L-1 6-40022-AB-R-1	U 30 x 6	
Veka Softline 70 AD (secondary entrance door)	103,241	101,214	0-43690	45	92	U 24 x 6	6-40022-AM-L-1 6-40022-AM-R-1	U 30 x 5	
Veka Softline 70 MD	103,279	101,277	0-43690	35	92	16	6-40022-AB-L-1 6-40022-AB-R-1	U 30 x 8	
Veka Softline 70 MD	–	–	0-43690	45	92	U 24 x 6	6-40022-AM-L-1 6-40022-AM-R-1	U 30 x 5	
Veka Softline 82 AD	105,380	101,294 101,293	0-43690	50	92	U 24 x 6	6-40022-AM-L-1 6-40022-AM-R-1	U 30 x 5	
Veka Softline 76	105,400	101,351	0-43690	50	92	U 24 x 6	6-40022-AM-L-1 6-40022-AM-R-1	U 30 x 5	










# GU-SECURY Automatic-DR – 1750 mm




One-piece strikers/L&D strikers/Strikers/Safe-T-catch striker/Hinge-side locking devices for PVC profile systems



L&D striker	Striker adjustable	Safe-T-catch striker	Hinge-side locking device		SECUREconnect	
			for safe-T-catch	Frame Wedged keep	Leaf Drill-in cam Length = 54 mm	Faceplate/leaf
216.5	181	227	120	115	350	350
PU = 5	PU = 20	PU = 5	PU = 6	PU = 6	PU = 1	PU = 1
						
6-37675-2T-L-1 6-37675-2T-R-1	6-40007-AB-0-1	6-31632-2T-L-1 6-31632-2T-R-1	6-28961-2T-0-1	6-28985-06-0-1	9-45903-09-0-1	6-35513-2T-L-1 6-35513-2T-R-1
6-37930-01-L-1 6-37930-01-R-1	6-40007-EH-0-1	6-35978-01-L-1 6-35978-01-R-1	6-28961-88-0-1	6-28985-10-0-1	9-45903-13-0-1	6-37281-01-L-1 6-37281-01-R-1
6-37675-2T-L-1 6-37675-2T-R-1	6-40007-AB-0-1	6-31632-2T-L-1 6-31632-2T-R-1	6-28961-88-0-1	6-28985-06-0-1	9-45903-09-0-1	6-35513-2T-L-1 6-35513-2T-R-1
6-37675-2T-L-1 6-37675-2T-R-1	6-40007-AB-0-1	6-31632-2T-L-1 6-31632-2T-R-1	6-28961-2T-0-1	6-28985-06-0-1	9-45903-09-0-1	6-35513-2T-L-1 6-35513-2T-R-1
6-37930-01-L-1 6-37930-01-R-1	6-40007-AM-0-1	6-35978-01-L-1 6-35978-01-R-1	6-28961-88-0-1	6-28985-10-0-1	9-45903-13-0-1	6-37281-01-L-1 6-37281-01-R-1
6-37675-2T-L-1 6-37675-2T-R-1	6-40007-AB-0-1	6-31632-2T-L-1 6-31632-2T-R-1	6-28961-2T-0-1	6-28985-06-0-1	9-45903-09-0-1	6-35513-2T-L-1 6-35513-2T-R-1
6-37930-01-L-1 6-37930-01-R-1	6-40007-AM-0-1	6-35978-01-L-1 6-35978-01-R-1	6-28961-88-0-1	6-28985-10-0-1	9-45903-13-0-1	6-37281-01-L-1 6-37281-01-R-1
6-37930-01-L-1 6-37930-01-R-1	6-40007-AM-0-1	6-35978-01-L-1 6-35978-01-R-1	6-28961-88-0-1	6-28985-10-0-1	9-45903-13-0-1	6-37281-01-L-1 6-37281-01-R-1
6-37930-01-L-1 6-37930-01-R-1	6-40007-AM-0-1	6-35978-01-L-1 6-35978-01-R-1	6-28961-88-0-1	6-28985-10-0-1	9-45903-13-0-1	6-37281-01-L-1 6-37281-01-R-1

# GU-SECURY Automatic-DR – 1750 mm

One-piece strikers/L&D strikers/Strikers/Safe-T-catch striker/Hinge-side locking devices for metal profile systems



Metal profile system	GU-SECURY Automatic-DR multi-point lock							One-piece striker 1-part With adjusting plate	
	Leaf profile	Frame profile	Installation drawing	Rebate clearance [mm]	Back-set [mm]	HD [mm]	Face-plate [mm]		Face-plate [mm]
<b>Dimension L [mm]</b>								1750	
<b>Packing unit</b>								PU = 5	
<b>Akotherm</b>									
Akotherm AT 720	6477	6575	0-43777	14	35	92	U 24 x 6	6-40520-AA-0-1 6-40520-AA-0-8	24
Akotherm AT 730	2577	2575	0-43777	14	35	92	U 24 x 6	6-40520-AA-0-1 6-40520-AA-0-8	24
Akotherm AT 730 HI-S	2531	2502	0-43777	14	35	92	U 24 x 6	6-40520-AA-0-1 6-40520-AA-0-8	24
Akotherm AT 740 SI	1551	1502	0-43777	14	35	92	U 24 x 6	6-40520-AA-0-1 6-40520-AA-0-8	24
<b>Alumil</b>									
Alumil M11000	-	-	0-43777	11.5	33	92	24	6-40520-AC-0-1 6-40520-AC-0-8	U 24 x 6
Alumil M11000-2	-	-	0-43777	14.5	33	92	U 24 x 6	6-40520-AC-0-1 6-40520-AC-0-8	U 24 x 6
Alumil M11500	-	-	0-43777	11.5	33	92	24	6-40520-AC-0-1 6-40520-AC-0-8	U 24 x 6
Alumil M11500-2	-	-	0-43777	14.5	33	92	U 24 x 6	6-40520-AC-0-1 6-40520-AC-0-8	U 24 x 6
Alumil M940	-	-	0-43777	11.5	33	92	24	6-40520-AC-0-1 6-40520-AC-0-8	U 24 x 6
Alumil M9400	-	-	0-43777	11.5	33	92	24	6-40520-AC-0-1 6-40520-AC-0-8	U 24 x 6










# GU-SECURY Automatic-DR – 1750 mm




One-piece strikers/L&D strikers/Strikers/Safe-T-catch striker/Hinge-side locking devices for metal profile systems



L&D striker	Striker adjustable	Safe-T-catch striker	Hinge-side locking device		SECUREconnect	
			for safe-T-catch	Frame Wedged keep	Leaf Drill-in cam Length = 54 mm	Faceplate/leaf
216.5	181	227	120	115	350	350
PU = 5	PU = 20	PU = 5	PU = 6	PU = 6	PU = 1	PU = 1
						
6-37368-01-L-1 6-37368-01-R-1 6-37368-01-L-8 6-37368-01-R-8	6-40007-AA-0-1 6-40007-AA-0-8	6-29505-00-L-1 6-29505-00-R-1 6-29505-00-L-8 6-29505-00-R-8	6-29525-00-0-1 6-29525-00-0-8	6-28985-08-0-1 6-28985-08-0-8	9-45903-13-0-1 9-45903-13-0-8	9-45903-11-0-1 9-45903-11-0-8
6-37368-01-L-1 6-37368-01-R-1 6-37368-01-L-8 6-37368-01-R-8	6-40007-AA-0-1 6-40007-AA-0-8	6-29505-00-L-1 6-29505-00-R-1 6-29505-00-L-8 6-29505-00-R-8	6-29525-00-0-1 6-29525-00-0-8	6-28985-08-0-1 6-28985-08-0-8	9-45903-13-0-1 9-45903-13-0-8	9-45903-11-0-1 9-45903-11-0-8
6-37368-01-L-1 6-37368-01-R-1 6-37368-01-L-8 6-37368-01-R-8	6-40007-AA-0-1 6-40007-AA-0-8	6-29505-00-L-1 6-29505-00-R-1 6-29505-00-L-8 6-29505-00-R-8	6-29525-00-0-1 6-29525-00-0-8	6-28985-08-0-1 6-28985-08-0-8	9-45903-13-0-1 9-45903-13-0-8	9-45903-11-0-1 9-45903-11-0-8
6-37368-01-L-1 6-37368-01-R-1 6-37368-01-L-8 6-37368-01-R-8	6-40007-AA-0-1 6-40007-AA-0-8	6-29505-00-L-1 6-29505-00-R-1 6-29505-00-L-8 6-29505-00-R-8	6-29525-00-0-1 6-29525-00-0-8	6-28985-08-0-1 6-28985-08-0-8	9-45903-13-0-1 9-45903-13-0-8	9-45903-11-0-1 9-45903-11-0-8
6-37367-01-L-1 6-37367-01-R-1 6-37367-01-L-8 6-37367-01-R-8	6-40007-AC-0-1 6-40007-AC-0-8	6-29511-00-L-1 6-29511-00-R-1 6-29511-00-L-8 6-29511-00-R-8	6-29526-00-0-1 6-29526-00-0-8	6-28985-10-0-1 6-28985-10-0-8	9-45903-11-0-1 9-45903-11-0-8	6-35515-04-0-1 6-35515-04-0-8
6-37367-01-L-1 6-37367-01-R-1 6-37367-01-L-8 6-37367-01-R-8	6-40007-AC-0-1 6-40007-AC-0-8	6-29511-00-L-1 6-29511-00-R-1 6-29511-00-L-8 6-29511-00-R-8	6-29526-00-0-1 6-29526-00-0-8	6-28985-08-0-1 6-28985-08-0-8	9-45903-13-0-1 9-45903-13-0-8	6-35515-04-0-1 6-35515-04-0-8
6-37367-01-L-1 6-37367-01-R-1 6-37367-01-L-8 6-37367-01-R-8	6-40007-AC-0-1 6-40007-AC-0-8	6-29511-00-L-1 6-29511-00-R-1 6-29511-00-L-8 6-29511-00-R-8	6-29526-00-0-1 6-29526-00-0-8	6-28985-10-0-1 6-28985-10-0-8	9-45903-11-0-1 9-45903-11-0-8	6-35515-04-0-1 6-35515-04-0-8
6-37367-01-L-1 6-37367-01-R-1 6-37367-01-L-8 6-37367-01-R-8	6-40007-AC-0-1 6-40007-AC-0-8	6-29511-00-L-1 6-29511-00-R-1 6-29511-00-L-8 6-29511-00-R-8	6-29526-00-0-1 6-29526-00-0-8	6-28985-08-0-1 6-28985-08-0-8	9-45903-13-0-1 9-45903-13-0-8	6-35515-04-0-1 6-35515-04-0-8
6-37367-01-L-1 6-37367-01-R-1 6-37367-01-L-8 6-37367-01-R-8	6-40007-AC-0-1 6-40007-AC-0-8	6-29511-00-L-1 6-29511-00-R-1 6-29511-00-L-8 6-29511-00-R-8	6-29526-00-0-1 6-29526-00-0-8	6-28985-10-0-1 6-28985-10-0-8	9-45903-11-0-1 9-45903-11-0-8	6-35515-04-0-1 6-35515-04-0-8
6-37367-01-L-1 6-37367-01-R-1 6-37367-01-L-8 6-37367-01-R-8	6-40007-AC-0-1 6-40007-AC-0-8	6-29511-00-L-1 6-29511-00-R-1 6-29511-00-L-8 6-29511-00-R-8	6-29526-00-0-1 6-29526-00-0-8	6-28985-10-0-1 6-28985-10-0-8	9-45903-11-0-1 9-45903-11-0-8	6-35515-04-0-1 6-35515-04-0-8

# GU-SECURITY Automatic-DR – 1750 mm

One-piece strikers/L&D strikers/Strikers/Safe-T-catch striker/Hinge-side locking devices for metal profile systems



Metal profile system	GU-SECURITY Automatic-DR multi-point lock							One-piece striker 1-part		
	Leaf profile	Frame profile	Installation drawing	Rebate clearance [mm]	Back-set [mm]	HD [mm]	Face-plate [mm]	With adjusting plate	Face-plate [mm]	
<b>Dimension L [mm]</b>								1750		
<b>Packing unit</b>								PU = 5		
<b>Feal</b>										
Feal Thermo T65 VS	-	-	0-43777	16	35	92	U 24 x 6	6-40520-AC-0-1 6-40520-AC-0-8	U 24 x 6	
Feal Thermo T85 VS	-	-	0-43777	16	35	92	U 24 x 6	6-40520-AC-0-1 6-40520-AC-0-8	U 24 x 6	
<b>Gutmann</b>										
Gutmann S70	270280	270180	0-43777	17	35	92	U 24 x 6	6-40520-AC-0-1 6-40520-AC-0-8	U 24 x 6	
<b>Heroal</b>										
Heroal 065	9381	9380	0-43777	16.6	33	92	U 24 x 6	6-40520-AC-0-1 6-40520-AC-0-8	U 24 x 6	
Heroal 090	9081	9080	0-43777	16.6	33	92	U 24 x 6	6-40520-AC-0-1 6-40520-AC-0-8	U 24 x 6	
Heroal 110	15481	15480	0-43777	16.6	33	92	U 24 x 6	6-40520-AC-0-1 6-40520-AC-0-8	U 24 x 6	
Heroal D 72	21191	21180	0-43777	16.6	45	92	U 24 x 6	6-40520-AC-0-1 6-40520-AC-0-8	U 24 x 6	
Heroal D 92 UD	23081	23060	0-43777	14	50	92	U 24 x 6	6-40520-AA-0-1 6-40520-AA-0-8	24	












# GU-SECURY Automatic-DR – 1750 mm




One-piece strikers/L&D strikers/Strikers/Safe-T-catch striker/Hinge-side locking devices for metal profile systems



L&D striker	Striker adjustable	Safe-T-catch striker	Hinge-side locking device		SECUREconnect	
			for safe-T-catch	Frame Wedged keep	Leaf Drill-in cam Length = 54 mm	Faceplate/leaf
216.5	181	227	120	115	350	350
PU = 5	PU = 20	PU = 5	PU = 6	PU = 6	PU = 1	PU = 1
						
6-37367-01-L-1 6-37367-01-R-1 6-37367-01-L-8 6-37367-01-R-8	6-40007-AC-0-1 6-40007-AC-0-8	6-29511-00-L-1 6-29511-00-R-1 6-29511-00-L-8 6-29511-00-R-8	6-29526-00-0-1 6-29526-00-0-8	6-28985-08-0-1 6-28985-08-0-8	9-45903-13-0-1 9-45903-13-0-8	9-45903-11-0-1 9-45903-11-0-8
6-37367-01-L-1 6-37367-01-R-1 6-37367-01-L-8 6-37367-01-R-8	6-40007-AC-0-1 6-40007-AC-0-8	6-29511-00-L-1 6-29511-00-R-1 6-29511-00-L-8 6-29511-00-R-8	6-29526-00-0-1 6-29526-00-0-8	6-28985-08-0-1 6-28985-08-0-8	9-45903-13-0-1 9-45903-13-0-8	6-35515-04-0-1 6-35515-04-0-8
6-37367-03-L-1 6-37367-03-R-1 6-37367-03-L-8 6-37367-03-R-8	6-40007-AC-0-1 6-40007-AC-0-8	6-29511-00-L-1 6-29511-00-R-1 6-29511-00-L-8 6-29511-00-R-8	6-29526-00-0-1 6-29526-00-0-8	6-28985-08-0-1 6-28985-08-0-8	9-45903-13-0-1 9-45903-13-0-8	6-35515-04-0-1 6-35515-04-0-8
6-37367-01-L-1 6-37367-01-R-1 6-37367-01-L-8 6-37367-01-R-8	6-40007-AC-0-1 6-40007-AC-0-8	6-29511-00-L-1 6-29511-00-R-1 6-29511-00-L-8 6-29511-00-R-8	6-29526-00-0-1 6-29526-00-0-8	6-28985-08-0-1 6-28985-08-0-8	9-45903-13-0-1 9-45903-13-0-8	6-35515-04-0-1 6-35515-04-0-8
6-37367-01-L-1 6-37367-01-R-1 6-37367-01-L-8 6-37367-01-R-8	6-40007-AC-0-1 6-40007-AC-0-8	6-29511-00-L-1 6-29511-00-R-1 6-29511-00-L-8 6-29511-00-R-8	6-29526-00-0-1 6-29526-00-0-8	6-28985-08-0-1 6-28985-08-0-8	9-45903-13-0-1 9-45903-13-0-8	6-35515-04-0-1 6-35515-04-0-8
6-37367-01-L-1 6-37367-01-R-1 6-37367-01-L-8 6-37367-01-R-8	6-40007-AC-0-1 6-40007-AC-0-8	6-29511-00-L-1 6-29511-00-R-1 6-29511-00-L-8 6-29511-00-R-8	6-29526-00-0-1 6-29526-00-0-8	6-28985-08-0-1 6-28985-08-0-8	9-45903-13-0-1 9-45903-13-0-8	6-35515-04-0-1 6-35515-04-0-8
6-37368-01-L-1 6-37368-01-R-1 6-37368-01-L-8 6-37368-01-R-8	6-40007-AA-0-1 6-40007-AA-0-8	6-29505-00-L-1 6-29505-00-R-1 6-29505-00-L-8 6-29505-00-R-8	6-29525-00-0-1 6-29525-00-0-8	6-28985-08-0-1 6-28985-08-0-8	9-45903-13-0-1 9-45903-13-0-8	6-35515-04-0-1 6-35515-04-0-8

# GU-SECURITY Automatic-DR – 1750 mm

One-piece strikers/L&D strikers/Strikers/Safe-T-catch striker/Hinge-side locking devices for metal profile systems



Metal profile system	GU-SECURITY Automatic-DR multi-point lock							One-piece striker 1-part With adjusting plate	
	Leaf profile	Frame profile	Installation drawing	Rebate clearance [mm]	Back-set [mm]	HD [mm]	Face-plate [mm]		Face-plate [mm]
<b>Dimension L [mm]</b>								1750	
<b>Packing unit</b>								PU = 5	
<b>Hueck</b>									
Hueck Lambda 57S	B811200	B811010	0-43777	13	35	92	U 24 x 6	6-40520-AA-0-1 6-40520-AA-0-8	24
Hueck Lambda 65M	B808200	B808010	0-43777	13	35	92	U 24 x 6	6-40520-AA-0-1 6-40520-AA-0-8	24
Hueck Lambda 75DS	-	-	0-43777	13	35	92	U 24 x 6	6-40520-AC-0-1 6-40520-AC-0-8	U 24 x 6
Hueck Lambda 77L	B805220	B805010	0-43777	13	40	92	24	6-40520-AC-0-1 6-40520-AC-0-8	U 24 x 6
Hueck Lambda Duo 90	B842201	B842000	0-43777	17	40	92	U 24 x 6	6-40520-AC-0-1 6-40520-AC-0-8	U 24 x 6
<b>Kawneer</b>									
Kawneer AA 720	3000499	3000501	0-43777	14	35	92	U 24 x 6	6-40520-AA-0-1 6-40520-AA-0-8	24
<b>Raico</b>									
Raico Frame+ 75D	314100	314000	0-43777	17	45	92	U 24 x 6	6-40520-AC-0-1 6-40520-AC-0-8	U 24 x 6
<b>Reynaers</b>									
Reynaers CS 77	008026	0081898	0-43777	16	35	92	U 24 x 6	6-40022-AC-0-1 6-40022-AC-0-8	U 24 x 6
Reynaers CS 86 HI	1081026	1080898	0-43777	16	35	92	U 24 x 6	6-40022-AC-0-1 6-40022-AC-0-8	U 24 x 6










# GU-SECURY Automatic-DR – 1750 mm




One-piece strikers/L&D strikers/Strikers/Safe-T-catch striker/Hinge-side locking devices for metal profile systems



L&D striker	Striker adjustable	Safe-T-catch striker	Hinge-side locking device		SECUREconnect	
			for safe-T-catch	Frame Wedged keep	Leaf Drill-in cam Length = 54 mm	Faceplate/leaf
216.5	181	227	120	115	350	350
PU = 5	PU = 20	PU = 5	PU = 6	PU = 6	PU = 1	PU = 1
						
6-37368-01-L-1 6-37368-01-R-1 6-37368-01-L-8 6-37368-01-R-8	6-40007-AA-0-1 6-40007-AA-0-8	6-29505-00-L-1 6-29505-00-R-1 6-29505-00-L-8 6-29505-00-R-8	6-29525-00-0-1 6-29525-00-0-8	6-28985-08-0-1 6-28985-08-0-8	9-45903-13-0-1 9-45903-13-0-8	9-45903-11-0-1 9-45903-11-0-8
6-37368-01-L-1 6-37368-01-R-1 6-37368-01-L-8 6-37368-01-R-8	6-40007-AA-0-1 6-40007-AA-0-8	6-29505-00-L-1 6-29505-00-R-1 6-29505-00-L-8 6-29505-00-R-8	6-29525-00-0-1 6-29525-00-0-8	6-28985-08-0-1 6-28985-08-0-8	9-45903-13-0-1 9-45903-13-0-8	9-45903-11-0-1 9-45903-11-0-8
6-37367-01-L-1 6-37367-01-R-1 6-37367-01-L-8 6-37367-01-R-8	6-40007-AC-0-1 6-40007-AC-0-8	6-29511-00-L-1 6-29511-00-R-1 6-29511-00-L-8 6-29511-00-R-8	6-29526-00-0-1 6-29526-00-0-8	6-28985-08-0-1 6-28985-08-0-8	9-45903-13-0-1 9-45903-13-0-8	6-35515-04-0-1 6-35515-04-0-8
6-37367-03-L-1 6-37367-03-R-1 6-37367-03-L-8 6-37367-03-R-8	6-40007-AC-0-1 6-40007-AC-0-8	6-29511-00-L-1 6-29511-00-R-1 6-29511-00-L-8 6-29511-00-R-8	6-29526-00-0-1 6-29526-00-0-8	6-28985-10-0-1 6-28985-10-0-8	9-45903-11-0-1 9-45903-11-0-8	6-35515-04-0-1 6-35515-04-0-8
6-37367-01-L-1 6-37367-01-R-1 6-37367-01-L-8 6-37367-01-R-8	6-40007-AC-0-1 6-40007-AC-0-8	6-29511-00-L-1 6-29511-00-R-1 6-29511-00-L-8 6-29511-00-R-8	6-29526-00-0-1 6-29526-00-0-8	6-28985-08-0-1 6-28985-08-0-8	9-45903-13-0-1 9-45903-13-0-8	6-35515-04-0-1 6-35515-04-0-8
6-37368-01-L-1 6-37368-01-R-1 6-37368-01-L-8 6-37368-01-R-8	6-40007-AA-0-1 6-40007-AA-0-8	6-29505-00-L-1 6-29505-00-R-1 6-29505-00-L-8 6-29505-00-R-8	6-29525-00-0-1 6-29525-00-0-8	6-28985-08-0-1 6-28985-08-0-8	9-45903-13-0-1 9-45903-13-0-8	9-45903-11-0-1 9-45903-11-0-8
6-37367-01-L-1 6-37367-01-R-1 6-37367-01-L-8 6-37367-01-R-8	6-40007-AC-0-1 6-40007-AC-0-8	6-29511-00-L-1 6-29511-00-R-1 6-29511-00-L-8 6-29511-00-R-8	6-29526-00-0-1 6-29526-00-0-8	6-28985-08-0-1 6-28985-08-0-8	9-45903-13-0-1 9-45903-13-0-8	6-35515-04-0-1 6-35515-04-0-8
6-37367-03-L-1 6-37367-03-R-1 6-37367-03-L-8 6-37367-03-R-8	6-40007-AC-0-1 6-40007-AC-0-8	6-29511-00-L-1 6-29511-00-R-1 6-29511-00-L-8 6-29511-00-R-8	6-29526-00-0-1 6-29526-00-0-8	6-28985-08-0-1 6-28985-08-0-8	9-45903-13-0-1 9-45903-13-0-8	6-35515-04-0-1 6-35515-04-0-8
6-37367-03-L-1 6-37367-03-R-1 6-37367-03-L-8 6-37367-03-R-8	6-40007-AC-0-1 6-40007-AC-0-8	6-29511-00-L-1 6-29511-00-R-1 6-29511-00-L-8 6-29511-00-R-8	6-29526-00-0-1 6-29526-00-0-8	6-28985-08-0-1 6-28985-08-0-8	9-45903-13-0-1 9-45903-13-0-8	6-35515-04-0-1 6-35515-04-0-8

# GU-SECURITY Automatic-DR – 1750 mm

One-piece strikers/L&D strikers/Strikers/Safe-T-catch striker/Hinge-side locking devices for metal profile systems



Metal profile system	GU-SECURITY Automatic-DR multi-point lock							One-piece striker 1-part With adjusting plate	
	Leaf profile	Frame profile	Installation drawing	Rebate clearance [mm]	Back-set [mm]	HD [mm]	Face-plate [mm]		Face-plate [mm]
<b>Dimension L [mm]</b>								1750	
<b>Packing unit</b>								PU = 5	
<b>SAPA</b>									
SAPA Aventis 75	E8V052	32K82	0-43777	12	35	92	24	6-40520-AC-0-1 6-40520-AC-0-8	U 24 x 6
SAPA Ekonal E 65	38V12	38K82	0-43777	12	35	92	U 24 x 6	6-40520-AA-0-1 6-40520-AA-0-8	24
SAPA Ekonal E 75 plus	34V12	34K82	0-43777	12	35	92	U 24 x 6	6-40520-AA-0-1 6-40520-AA-0-8	24
<b>Schüco</b>									
Schüco ADS 75 Simply Smart	-	-	0-43777	16	33	92	U 24 x 6	6-40520-AC-0-1 6-40520-AC-0-8	U 24 x 6
Schüco ADS 70 HD	-	-	0-43777	16	35	92	U 24 x 6	6-40520-AC-0-1 6-40520-AC-0-8	U 24 x 6
Schüco Royal S 65	167 050	167 030	0-43777	15.5	35	92	U 24 x 6	6-40520-AC-0-1 6-40520-AC-0-8	U 24 x 6
Schüco Royal S 70	171 050	171 030	0-43777	15.5	35	92	U 24 x 6	6-40520-AC-0-1 6-40520-AC-0-8	U 24 x 6
<b>TKI</b>									
TKI 755	75502066	75501061	0-43777	16	35	92	U 24 x 6	6-40520-AC-0-1 6-40520-AC-0-8	U 24 x 6
<b>Wicona</b>									
Wicona Wicstyle 65	1021003	1021001	0-43777	12	35	92	24	6-40520-AC-0-1 6-40520-AC-0-8	U 24 x 6
Wicona Wicstyle 77	1021204	1021201	0-43777	12	35	92	24	6-40520-AC-0-1 6-40520-AC-0-8	U 24 x 6
Wicona Wicstyle 88	1021401	1021400	0-43777	11	35	92	22	6-40520-AA-0-1 6-40520-AA-0-8	24










# GU-SECURY Automatic-DR – 1750 mm



One-piece strikers/L&D strikers/Strikers/Safe-T-catch striker/Hinge-side locking devices for metal profile systems



L&D striker	Striker adjustable	Safe-T-catch striker	Hinge-side locking device		SECUREconnect	
			for safe-T-catch	Frame Wedged keep	Leaf Drill-in cam Length = 54 mm	Faceplate/leaf
216.5	181	227	120	115	350	350
PU = 5	PU = 20	PU = 5	PU = 6	PU = 6	PU = 1	PU = 1
						
6-37367-03-L-1 6-37367-03-R-1	6-40007-AC-0-1 6-40007-AC-0-8	6-29511-00-L-1 6-29511-00-R-1 6-29511-00-L-8 6-29511-00-R-8	6-29526-00-0-1 6-29526-00-0-8	6-28985-10-0-1 6-28985-10-0-8	9-45903-11-0-1 9-45903-11-0-8	6-35515-04-0-1 6-35515-04-0-8
6-37368-01-L-1 6-37368-01-R-1 6-37368-01-L-8 6-37368-01-R-8	6-40007-AA-0-1 6-40007-AA-0-8	6-29505-00-L-1 6-29505-00-R-1 6-29505-00-L-8 6-29505-00-R-8	6-29525-00-0-1 6-29525-00-0-8	6-28985-08-0-1 6-28985-08-0-8	9-45903-13-0-1 9-45903-13-0-8	9-45903-11-0-1 9-45903-11-0-8
6-37368-01-L-1 6-37368-01-R-1 6-37368-01-L-8 6-37368-01-R-8	6-40007-AA-0-1 6-40007-AA-0-8	6-29505-00-L-1 6-29505-00-R-1 6-29505-00-L-8 6-29505-00-R-8	6-29525-00-0-1 6-29525-00-0-8	6-28985-08-0-1 6-28985-08-0-8	9-45903-13-0-1 9-45903-13-0-8	9-45903-11-0-1 9-45903-11-0-8
6-37367-01-L-1 6-37367-01-R-1 6-37367-01-L-8 6-37367-01-R-8	6-40007-AC-0-1 6-40007-AC-0-8	6-29511-00-L-1 6-29511-00-R-1 6-29511-00-L-8 6-29511-00-R-8	6-29526-00-0-1 6-29526-00-0-8	6-28985-08-0-1 6-28985-08-0-8	9-45903-13-0-1 9-45903-13-0-8	6-35515-04-0-1 6-35515-04-0-8
6-37367-01-L-1 6-37367-01-R-1 6-37367-01-L-8 6-37367-01-R-8	6-40007-AC-0-1 6-40007-AC-0-8	6-29511-00-L-1 6-29511-00-R-1 6-29511-00-L-8 6-29511-00-R-8	6-29526-00-0-1 6-29526-00-0-8	6-28985-08-0-1 6-28985-08-0-8	9-45903-13-0-1 9-45903-13-0-8	6-35515-04-0-1 6-35515-04-0-8
6-37367-01-L-1 6-37367-01-R-1 6-37367-01-L-8 6-37367-01-R-8	6-40007-AC-0-1 6-40007-AC-0-8	6-29511-00-L-1 6-29511-00-R-1 6-29511-00-L-8 6-29511-00-R-8	6-29526-00-0-1 6-29526-00-0-8	6-28985-08-0-1 6-28985-08-0-8	9-45903-13-0-1 9-45903-13-0-8	6-35515-04-0-1 6-35515-04-0-8
6-37367-03-L-1 6-37367-03-R-1	6-40007-AC-0-1 6-40007-AC-0-8	6-29511-00-L-1 6-29511-00-R-1 6-29511-00-L-8 6-29511-00-R-8	6-29526-00-0-1 6-29526-00-0-8	6-28985-08-0-1 6-28985-08-0-8	9-45903-13-0-1 9-45903-13-0-8	6-35515-04-0-1 6-35515-04-0-8
6-37367-01-L-1 6-37367-01-R-1 6-37367-01-L-8 6-37367-01-R-8	6-40007-AC-0-1 6-40007-AC-0-8	6-29511-00-L-1 6-29511-00-R-1 6-29511-00-L-8 6-29511-00-R-8	6-29526-00-0-1 6-29526-00-0-8	6-28985-10-0-1 6-28985-10-0-8	9-45903-11-0-1 9-45903-11-0-8	6-35515-04-0-1 6-35515-04-0-8
6-37367-01-L-1 6-37367-01-R-1 6-37367-01-L-8 6-37367-01-R-8	6-40007-AC-0-1 6-40007-AC-0-8	6-29511-00-L-1 6-29511-00-R-1 6-29511-00-L-8 6-29511-00-R-8	6-29526-00-0-1 6-29526-00-0-8	6-28985-10-0-1 6-28985-10-0-8	9-45903-11-0-1 9-45903-11-0-8	6-35515-04-0-1 6-35515-04-0-8
6-37368-01-L-1 6-37368-01-R-1 6-37368-01-L-8 6-37368-01-R-8	6-40007-AA-0-1 6-40007-AA-0-8	6-29505-00-L-1 6-29505-00-R-1 6-29505-00-L-8 6-29505-00-R-8	6-29525-00-0-1 6-29525-00-0-8	6-28985-08-0-1 6-28985-08-0-8	9-45903-11-0-1 9-45903-11-0-8	9-45903-11-0-1 9-45903-11-0-8

# GU-SECURY Automatic-DR – 1750 mm

One-piece strikers/L&D strikers/Strikers/Hinge-side locking devices/Safe-T-catch strikers for profile systems made of timber



Timber profile system	GU-SECURY Automatic-DR multi-point lock			Adjustable one-piece striker		
	Faceplate [mm]	Axis [mm]	Rebate clearance [mm]	1-piece, with interchangeable latch piece for installation of electric strike	1-piece, with interchangeable latch piece for installation of electric strike	Faceplate [mm]
<b>Dimension L x W x D mm</b>				1750	2310	
<b>Packing unit</b>				PU = 5	PU = 5	
<b>Rebate clearance</b>						
Rebate clearance 4 mm; 28 x 9 mm	20	13	4	6-40022-AF-L-1 <sup>[1]</sup> 6-40022-AF-R-1 <sup>[1]</sup>	–	L 28 x 9
<b>Leitz system</b>						
Leitz system	20	15	4	6-40022-BF-L-1 <sup>[1]</sup> 6-40022-BF-R-1 <sup>[1]</sup>	6-40086-BF-L-1 6-40086-BF-R-1	U 30 x 10
Leitz system	20	13	4	6-40022-BC-L-1 <sup>[1]</sup> 6-40022-BC-R-1 <sup>[1]</sup>	6-40086-BC-L-1 6-40086-BC-R-1	U 30 x 10

<sup>[1]</sup> Round faceplate ends










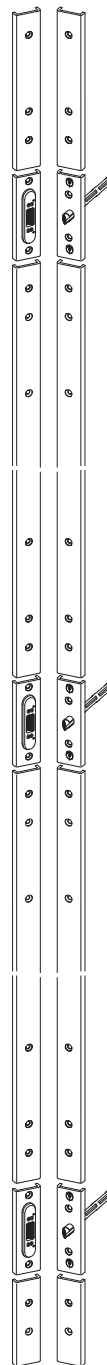
# GU-SECURY Automatic-DR – 1750 mm



One-piece strikers/L&D strikers/Strikers/Hinge-side locking devices/Safe-T-catch strikers for profile systems made of timber

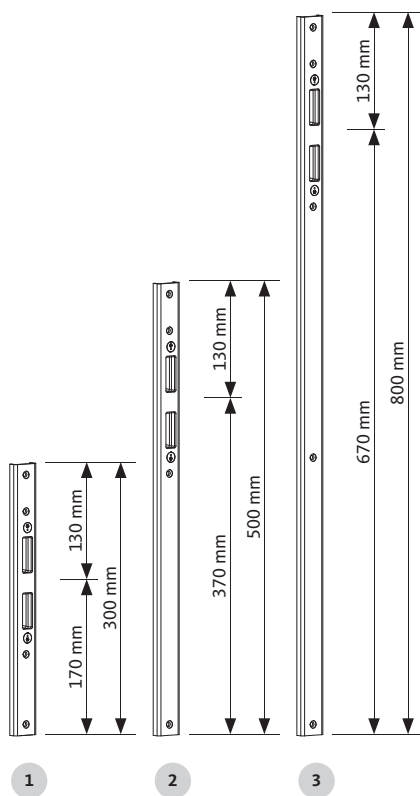



L&D striker L shape  With inter-changeable latch piece	Striker  to be milled in	Safe-T-catch striker	Hinge-side locking device  3 drill-in cams 3 wedged keeps	Cover strip for hinge-side locking device  3 cover strips	SECUREconnect	
					Faceplate/leaf	Faceplate/frame
250 x 28 x 9	on request	227	on request	900	350	350
PU = 5	PU = 20	PU = 5	PU = 2	PU = 2	PU = 1	PU = 1
						
6-29476-02-L-1 6-29476-02-R-1	6-40007-AF-0-1	6-29697-02-L-1 6-29697-02-R-1	K-14748-00-0-1	-	9-45903-03-0-1	9-45903-03-0-1
-	-	-	K-17093-00-0-1	K-17092-00-0-1	9-45903-03-0-1	9-45903-03-0-1
-	-	-	K-17093-00-0-1	K-17092-00-0-1	9-45903-03-0-1	9-45903-03-0-1



# GU-SECURY Automatic-DR – 1750 mm

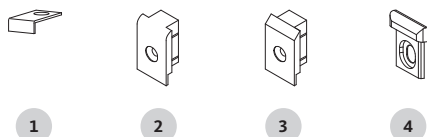
Extensions (for one-piece striker) for timber, PVC and metal doors



## Extensions (for one-piece striker) for timber, PVC and metal doors

Designation	Faceplate [mm]	Faceplate end	PU	Order number
1 1-piece striker DR extension For locking position + 300 mm	various	square or round	-	on request
2 1-piece striker DR extension For locking position + 500 mm	U 30 x 10 AX 15 mm	square	5	6-40659-BF-0-1
	U 30 x 10 AX 13 mm	square	5	6-40659-BC-L-1 6-40659-BC-R-1
	Various	-	-	on request
3 1-piece striker DR extension For locking position + 800 mm	various	square or round	-	on request

Colour type: 1 = ferGUard\*silver, 8 = satin stainless steel



## Clamping part/end piece for timber, PVC and metal doors

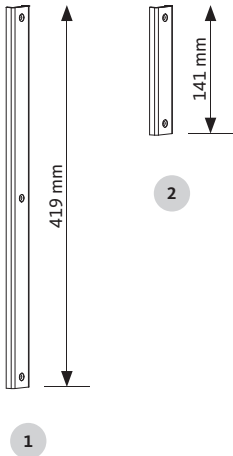

Designation	Faceplate [mm]	Shape	PU	Order number
1 Clamping part for flat faceplate	-	-	100	9-29498-00-0-1
2 End piece for flat faceplate	16	round	100	9-35946-01-0-1
	20	round	100	9-35946-02-0-1
3 End piece for flat faceplate	20	Bevelled	100	9-35946-03-0-1
	24	Bevelled	100	9-35946-04-0-1
4 End piece for U-faceplate	U 24 x 6	-	200	9-39909-01-0-6

Colour type: 1 = ferGUard\*silver, 6 = black coloured, RAL 9005



# GU-SECURY Automatic-DR – 1750 mm

Extension piece (for one-piece striker) for timber, PVC and metal doors



## Extension piece (for one-piece striker) for timber, PVC and metal doors

Designation	Faceplate [mm]	Faceplate end	PU	Order number
1 Top extension piece L = 419 mm For SECURY one-piece strikers	U 30 x 10	square	10	9-48689-23-0-1 9-48689-23-0-8
	U 24 x 6	square	10	9-48689-29-0-1 9-48689-29-0-8
	U 24 x 6	square with end piece	10	6-39069-29-0-1 6-39069-29-0-8
	Various	-	-	on request
2 Bottom extension piece L = 141 mm For SECURY one-piece strikers	U 30 x 10	square	10	9-48688-23-0-1 9-48688-23-0-8
	U 24 x 6	square	10	9-48688-29-0-1
	U 24 x 6	square with end piece	10	6-37850-29-0-1
	Various	-	-	on request

Colour type: 1 = ferGUard\*silver, 8 = satin stainless steel

# GU-SECURY Automatic-DR Panic E

Variance in the project as a panic exit device



## Panic exit device

### Certified security

The lock ensures effortless and reliable locking and unlocking of project doors and entrance doors in retail shops and offices. When the door is pulled shut, the Automatic latchbolts are immediately triggered automatically and activate the hook bolts mechanically. The hook bolts now engage with the frame parts. When the lever handle is operated to open the door, all locking elements are retracted once again.

### Variance in the project

For use in project doors, the product range is rounded off by variants of the self-locking panic exit devices with panic function. With the GU-SECURY Automatic-DR Panic E system, the door can be opened from inside at any time even without a key.

# More benefits: Premium quality by the inventor

## For planners/architects, fabricators and end customers

### Benefits for architects and planners:

- Accessibility: Suitability for barrier-free construction according to DIN 18040 in respect to the operating forces from the optional use of the A-opener motor
- High level of burglar protection: System test has already been carried out in doors up to RC 4 according to EN 1627
- Versatile application: As an emergency exit device according to EN 179, as a panic exit device according to EN 1125 or as an exit device in fire-retardant doors according to EN 1634
- For more demanding requirements: The multi-point lock can be combined with the components of the GU house entrance door package
- For utmost convenience: Door closers of the GU group serve as an interface for practically every application

### Fabricator benefits:

- Tested and certified in the highest classes
- Modular system: Possibility of integration in monitoring and access control systems
- High added value for the door: Durability tests have demonstrated another important aspect in relation to durability
- Suitable for aluminium, timber and PVC door systems

### Benefits for end customer:

- Very easy operation also in relation to accessibility through the optional use of the A-opener motor
- Security by means of MULTI-POINT locking – double burglar protection – doubly locked and doubly underhooked
- The door can be opened in the escape direction at any time – even without a key
- Security through a SYSTEM concept thanks to compatibility with all BKS access control systems
- High durability and sustainability have been demonstrated by durability tests

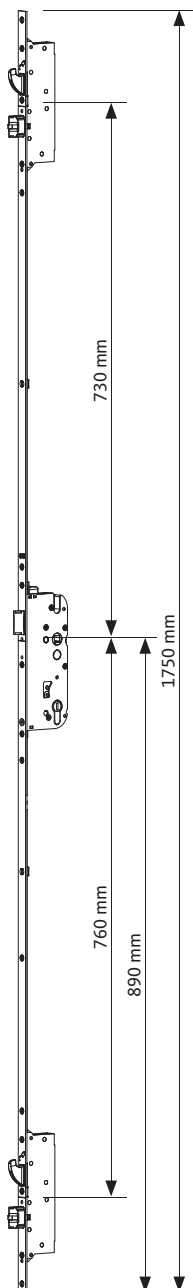

## Multiple certification as a panic exit device

The technical features of modern door systems reflect the increasing demands in project construction.

With the multi-point lock GU-SECURY Automatic double bolt with panic function E, escape from the inside is guaranteed at all times through operation of the lever handle or touch bar. The exit device is tested and certified according to EN 179 and EN 1125 as well as many more...

# GU-SECURY Automatic-DR Panic E – 1750 mm

Square faceplate ends, hole distance 92 mm



## Equipment

Main lock		Additional lock Automatic double bolt	Faceplate end		Hole distance	
Latch	Deadbolt		square	round	92 mm	72 mm
■	-	■	■	-	■	-

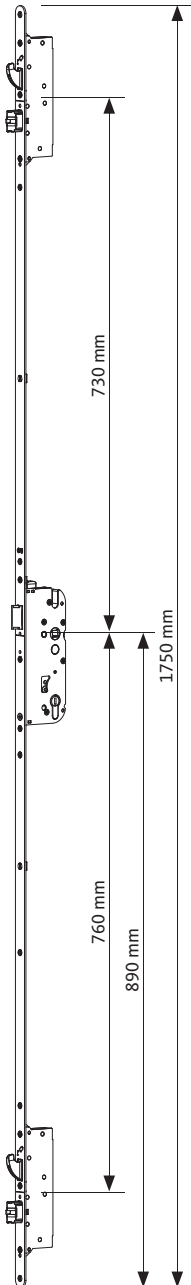
## Door leaf rebate height 1750–2285 mm, marking notch 890 mm (variable lever handle height)

Backset [mm]	Faceplate [mm]	Follower [mm]	PU	Order number
65	U 24 x 6	9FH	2	6-40642-24-0-8
	20	9FH	5	6-40642-22-0-8
	16	9FH	5	6-40642-21-0-8
55	20	9FH	5	6-40642-19-0-8
	16	9FH	5	6-40642-18-0-8
50	U 24 x 6	9FH	2	6-40642-17-0-8
	24	9FH	5	6-40642-16-0-8
	20	9FH	5	6-40642-15-0-8
45	16	9FH	5	6-40642-14-0-8
	U 24 x 6	9FH	2	6-40642-13-0-8
	24	9FH	5	6-40642-12-0-8
40	20	9FH	5	6-40642-10-0-8
	16	9FH	5	6-40642-09-0-8
	U 24 x 6	9FH	2	6-40642-08-0-8
35	24	9FH	5	6-40642-07-0-8
	16	9FH	5	6-40642-06-0-8
	U 24 x 6	9FH	2	6-40642-05-0-8
33	24	9FH	5	6-40642-04-0-8
	20	9FH	5	6-40642-03-0-8
	16	9FH	5	6-40642-02-0-8
33	U 24 x 6	9FH	2	6-40642-01-0-8

Colour type: 8 = satin stainless steel

# GU-SECURY Automatic-DR Panic E – 1750 mm

Round faceplate ends, hole distance 92 mm



## Equipment

Main lock		Additional lock Automatic double bolt	Faceplate end		Hole distance	
Latch	Deadbolt		square	round	92 mm	72 mm
■	-	■	-	■	■	-

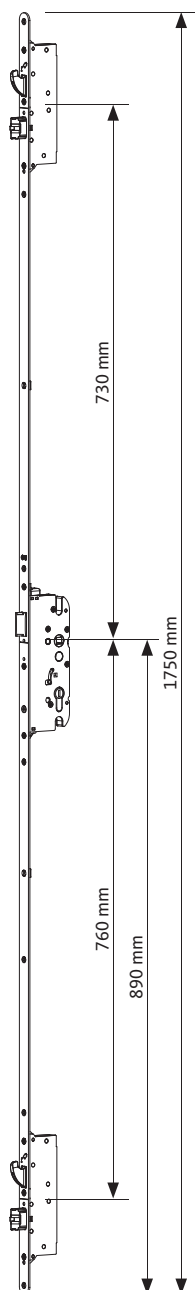
## Door leaf rebate height 1750–2285 mm, marking notch 890 mm (variable lever handle height)

Backset [mm]	Faceplate [mm]	Follower [mm]	PU	Order number
80	20	9FH	5	6-40642-25-0-8
65	20	9FH	5	6-40642-23-0-8
55	20	9FH	5	6-40642-20-0-8
50	20	9FH	5	6-40642-11-0-8

Colour type: 8 = satin stainless steel

# GU-SECURY Automatic-DR Panic E – 1750 mm

Round faceplate ends, hole distance 72 mm – for DIN door frames



## Equipment

Main lock		Additional lock Automatic double bolt	Faceplate end		Hole distance	
Latch	Deadbolt		square	round	92 mm	72 mm
■	-	■	-	■	-	■

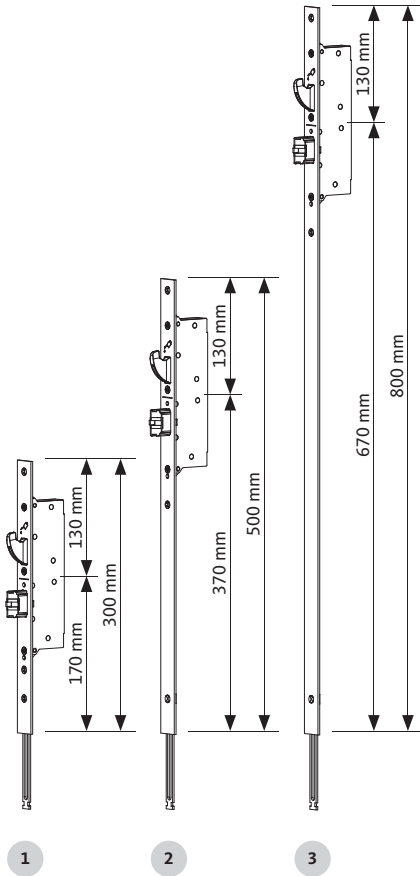

## Door leaf rebate height 1750–2285 mm, marking notch 890 mm (variable lever handle height)

Backset [mm]	Faceplate [mm]	Follower [mm]	PU	Order number
80	20	9FH	5	6-40643-03-0-8
65	20	9FH	5	6-40643-02-0-8
55	20	9FH	5	6-40643-01-0-8

Colour type: 1 = ferGUard\*silver

# GU-SECURY Automatic-DR Panic E – 1750 mm

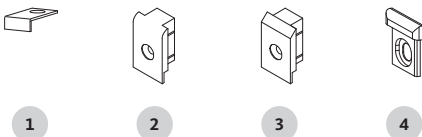
Extensions (for multi-point lock) for timber, PVC and metal doors



## Extensions (for multi-point lock) for timber, PVC and metal doors

Designation	Faceplate [mm]	Faceplate end	PU	Order number
1 Extension with Automatic-DR For locking position + 300 mm	U 24 x 6	square	5	6-40673-15-0-8
	24	square	5	6-40673-12-0-8
	Various	–	–	on request
2 Extension with Automatic-DR For locking position + 500 mm	U 24 x 6	square	5	6-40743-15-0-8
	24	square	5	6-40743-12-0-8
	20	square	5	6-40743-06-0-8
	16	square	5	6-40743-01-0-8
3 Extension with Automatic-DR For locking position + 800 mm	U 24 x 6	square	5	6-40744-15-0-8
	24	square	5	6-40744-12-0-8
	Various	–	–	On request

Colour type: 8 = satin stainless steel



## Clamping part/end piece for timber, PVC and metal doors

Designation	Faceplate [mm]	Shape	PU	Order number
1 Clamping part for flat faceplate	–	–	100	9-29498-00-0-1
2 End piece for flat faceplate	16	round	100	9-35946-01-0-1
	20	round	100	9-35946-02-0-1
3 End piece for flat faceplate	20	Bevelled	100	9-35946-03-0-1
	24	Bevelled	100	9-35946-04-0-1
4 End piece for U-faceplate	U 24 x 6	–	200	9-39909-01-0-6

Colour type: 1 = ferGUard\*silver, 6 = black coloured, RAL 9005

# GU-SECURITY Automatic-DR Panic E – 1750 mm

L&D strikers/Strikers/Hinge-side locking devices for profile systems made of PVC



PVC profile system	GU-SECURITY Automatic-DR multi-point lock					
	Leaf profile	Frame profile	Installation drawing	Back-set [mm]	HD [mm]	Face-plate [mm]
<b>Dimension L [mm]</b>						
<b>Packing unit</b>						
<b>Aluplast</b>						
Aluplast Ideal 4000	140033	140003	0-43690	45	92	16
Aluplast Ideal 7000	140033	170005	0-43690	45	92	16
Aluplast Ideal 8000	180032	180003	0-43690	40	92	16
Aluplast energeto 4000	140033	140003	0-43690	45	92	16
Aluplast energeto 7000	140033	170005	0-43690	45	92	16
Aluplast energeto 8000	180032	180003	0-43690	40	92	16
<b>Deceuninck</b>						
Deceuninck zen dow	–	3001	0-43690	35	92	16
Deceuninck zen dow neo	5049 (5512)	5002	0-43690	40	92	16
Deceuninck Arcade	HA 7140	LA 710	0-43690	45	92	16
Deceuninck Prestige	Z 276	L 176	0-43690	35	92	16
Deceuninck Eforte	HLE 484	LLE 684	0-43690	45	92	16
Deceuninck Elegant	HP 4-5115	LP2/C-5111	0-43690	45	92	16
<b>Gealan</b>						
Gealan S 3000	3076 (3042)	3008 (3011)	0-43690	45	92	16
Gealan S 7000 IQ	7076	7011	0-43690	45	92	16
Gealan S 7000 IQ Plus	7076	5010	0-43690	45	92	16
Gealan S 8000 IQ	8076	8011	0-43690	45	92	16
Gealan S 9000	6025	6003 (6002)	0-43690	45	92	16



# GU-SECURY Automatic-DR Panic E – 1750 mm

L&D strikers/Strikers/Hinge-side locking devices for profile systems made of PVC



Striker	Striker adjustable	Hinge-side locking device		SECUREconnect	
		Frame Wedged keep	Leaf Drill-in cam Length = 54 mm	Faceplate/leaf	Faceplate/frame
158	181	120	115	350	350
PU = 5	PU = 20	PU = 6	PU = 6	PU = 1	PU = 1
6-32960-2U-0-8	6-40007-DM-0-1	6-28961-2U-0-1	6-28985-06-0-1	9-45903-09-0-1	6-35513-2U-L-1 6-35513-2U-R-1
6-32960-5K-0-8	6-40007-CA-0-1	6-28961-5K-0-1 <sup>[2]</sup>	6-28985-06-0-1	9-45903-09-0-1	6-35513-5K-L-1 6-35513-5K-R-1
6-32960-5K-0-8	6-40007-CA-0-1	6-28961-5K-0-1 <sup>[2]</sup>	6-28985-06-0-1	9-45903-09-0-1	6-35513-5K-L-1 6-35513-5K-R-1
6-32960-2U-0-8	6-40007-DM-0-1	6-28961-2U-0-1	6-28985-06-0-1	9-45903-09-0-1	6-35513-2U-L-1 6-35513-2U-R-1
6-32960-5K-0-8	6-40007-CA-0-1	6-28961-5K-0-1 <sup>[2]</sup>	6-28985-06-0-1	9-45903-09-0-1	6-35513-5K-L-1 6-35513-5K-R-1
6-32960-5K-0-8	6-40007-CA-0-1	6-28961-5K-0-1 <sup>[2]</sup>	6-28985-06-0-1	9-45903-09-0-1	6-35513-5K-L-1 6-35513-5K-R-1
6-32960-34-0-8	6-40007-AE-0-1	6-28961-34-0-1	6-28985-06-0-1	9-45903-09-0-1	6-35513-34-L-1 6-35513-34-R-1
6-32960-34-0-8	6-40007-AE-0-1	6-28961-34-0-1	6-28985-06-0-1	9-45903-09-0-1	6-35513-34-L-1 6-35513-34-R-1
6-32960-79-0-8	6-40007-DP-0-1	6-28961-79-0-1	6-28985-06-0-1	9-45903-09-0-1	6-35513-79-L-1 6-35513-79-R-1
6-32960-79-0-8	6-40007-DP-0-1	6-28961-79-0-1	6-28985-06-0-1	9-45903-09-0-1	6-35513-79-L-1 6-35513-79-R-1
6-32960-79-0-8	6-40007-DP-0-1	6-28961-79-0-1	6-28985-06-0-1	9-45903-09-0-1	6-35513-79-L-1 6-35513-79-R-1
6-40615-FZ-0-8	6-40007-FZ-0-1	6-28961-6J-0-1	6-28985-06-0-1	9-45903-09-0-1	6-35513-34-L-1 6-35513-34-R-1
6-32960-21-0-8	6-40007-AG-0-1	6-28961-21-0-1	6-28985-06-0-1	9-45903-09-0-1	6-35513-21-L-1 6-35513-21-R-1
6-32960-4P-0-8	6-40007-AT-0-1	6-28961-4P-0-1	6-28985-06-0-1	9-45903-09-0-1	6-35513-4P-L-1 6-35513-4P-R-1
6-32960-4P-0-8	6-40007-AT-0-1	6-28961-4P-0-1	6-28985-06-0-1	9-45903-09-0-1	6-35513-4P-L-1 6-35513-4P-R-1
6-40615-CC-0-8	6-40007-CC-0-1	6-28961-4P-0-1	6-28985-06-0-1	9-45903-09-0-1	6-35513-6D-L-1 6-35513-6D-R-1
6-40615-CC-0-8	6-40007-CC-0-1	6-28961-4P-0-1	6-28985-06-0-1	9-45903-09-0-1	6-35513-6D-L-1 6-35513-6D-R-1

<sup>[2]</sup> on request

# GU-SECURITY Automatic-DR Panic E – 1750 mm

L&D strikers/Strikers/Hinge-side locking devices for profile systems made of PVC



PVC profile system	GU-SECURITY Automatic-DR multi-point lock					
	Leaf profile	Frame profile	Installation drawing	Back-set [mm]	HD [mm]	Face-plate [mm]
<b>Dimension L [mm]</b>						
<b>Packing unit</b>						
<b>Profine KBE</b>						
Profine KBE 76 AD	76204	76102	0-43690	40	92	16
	76206	76102	0-43690	40	92	20
Profine KBE 76 MD	76272 (76279)	76102	0-43690	40	92	16
	–	–	0-43690	40	92	20
Profine KBE 88	88274	88172	0-43690	40	92	16
	88276	88172	0-43690	40	92	20
Profine KBE 70 CL	70212	70102	0-43690	45	92	16
<b>Profine Kömmerling</b>						
Kömmerling 76 AD	76204	76102	0-43690	40	92	16
	76206	76102	0-43690	40	92	20
Kömmerling 76 MD	76272 (76279)	76102	0-43690	40	92	16
	–	–	0-43690	40	92	20
Kömmerling 88	88274	88172	0-43690	40	92	16
	88276	88172	0-43690	40	92	20
Kömmerling EuroFutur Classic	2416	2402	0-43690	45	92	16
Kömmerling EuroFutur Elegance	0116	0102	0-43690	45	92	16

# GU-SECURY Automatic-DR Panic E – 1750 mm

L&D strikers/Strikers/Hinge-side locking devices for profile systems made of PVC



Striker	Striker adjustable	Hinge-side locking device		SECUREconnect	
		Frame Wedged keep	Leaf Drill-in cam Length = 54 mm	Faceplate/leaf	Faceplate/frame
158	181	120	115	350	350
PU = 5	PU = 20	PU = 6	PU = 6	PU = 1	PU = 1
6-32960-5X-0-8	6-40007-AK-0-1	6-28961-5X-0-1	6-28985-06-0-1	9-45903-09-0-1	6-35513-5X-L-1 6-35513-5X-R-1
6-40615-FU-0-8	6-40007-FU-0-1	6-28961-6H-0-1	6-28985-07-0-1	9-45903-10-0-1	6-35513-6H-L-1 6-35513-6H-R-1
6-32960-5X-0-8	6-40007-AK-0-1	6-28961-5X-0-1	6-28985-06-0-1	9-45903-09-0-1	6-35513-5X-L-1 6-35513-5X-R-1
6-40615-FU-0-8	6-40007-FU-0-1	6-28961-6H-0-1	6-28985-07-0-1	9-45903-10-0-1	6-35513-6H-L-1 6-35513-6H-R-1
6-32960-5X-0-8	6-40007-AK-0-1	6-28961-5X-0-1	6-28985-06-0-1	9-45903-09-0-1	6-35513-5X-L-1 6-35513-5X-R-1
6-40615-FU-0-8	6-40007-FU-0-1	6-28961-6H-0-1	6-28985-07-0-1	9-45903-10-0-1	6-35513-6H-L-1 6-35513-6H-R-1
6-32960-34-0-8	6-40007-AE-0-1	6-28961-34-0-1	6-28985-06-0-1	9-45903-09-0-1	6-35513-34-L-1 6-35513-34-R-1
6-32960-5X-0-8	6-40007-AK-0-1	6-28961-5X-0-1	6-28985-06-0-1	9-45903-09-0-1	6-35513-5X-L-1 6-35513-5X-R-1
6-40615-FU-0-8	6-40007-FU-0-1	6-28961-6H-0-1	6-28985-07-0-1	9-45903-10-0-1	6-35513-6H-L-1 6-35513-6H-R-1
6-32960-5X-0-8	6-40007-AK-0-1	6-28961-5X-0-1	6-28985-06-0-1	9-45903-09-0-1	6-35513-5X-L-1 6-35513-5X-R-1
6-40615-FU-0-8	6-40007-FU-0-1	6-28961-6H-0-1	6-28985-07-0-1	9-45903-10-0-1	6-35513-6H-L-1 6-35513-6H-R-1
6-32960-5X-0-8	6-40007-AK-0-1	6-28961-5X-0-1	6-28985-06-0-1	9-45903-09-0-1	6-35513-5X-L-1 6-35513-5X-R-1
6-40615-FU-0-8	6-40007-FU-0-1	6-28961-6H-0-1	6-28985-07-0-1	9-45903-10-0-1	6-35513-6H-L-1 6-35513-6H-R-1
6-32960-31-0-8	6-40007-AN-0-1	6-28961-31-0-1	6-28985-06-0-1	9-45903-09-0-1	6-35513-31-L-1 6-35513-31-R-1
6-32960-31-0-8	6-40007-AN-0-1	6-28961-31-0-1	6-28985-06-0-1	9-45903-09-0-1	6-35513-31-L-1 6-35513-31-R-1

# GU-SECURITY Automatic-DR Panic E – 1750 mm

L&D strikers/Strikers/Hinge-side locking devices for profile systems made of PVC









PVC profile system	GU-SECURITY Automatic-DR multi-point lock					
	Leaf profile	Frame profile	Installation drawing	Back-set [mm]	HD [mm]	Face-plate [mm]
<b>Dimension L [mm]</b>						
<b>Packing unit</b>						
<b>Profine Trocal</b>						
Profine Trocal 76 AD	76204	76102	0-43690	40	92	16
	76206	76102	0-43690	40	92	20
Profine Trocal 76 MD	76272 (76279)	76102	0-43690	40	92	16
	–	–	0-43690	40	92	20
Profine Trocal 88	88274	88172	0-43690	40	92	16
	88276	88172	0-43690	40	92	20
Profine Trocal InnoNova_70.A5	622400	610200	0-43690	55	92	20
<b>Rehau</b>						
Rehau Brilliant-Design 70	550 160	550 680	0-43690	35	92	16
Rehau Geneo 86®	1532965	1532835	0-43690	45	92	16
Rehau Synego 80®	1537295	1537015	0-43690	35	92	16
Rehau CHARACTER DESIGN 80	1537295	1539005	0-43690	35	92	16
<b>Salamander / Brüggmann</b>						
Salamander Streamline 3D	211 240	110 230	0-43690	45	92	20
Salamander Streamline AD 76	251 040	250 230	0-43690	45	92	20
Streamline MD 76	–	–	0-43690	45	92	20
bluEvolution 92 (screw axis 22 mm)	171 040	170 430	0-43690	55	92	16
Brüggmann bluEvolution 82	HO8550	HP9220 (HO9020)	0-43690	55	92	20
<b>Schüco</b>						
Schüco Corona CT 70 AS	9108	8597 (8864)	0-43690	45	92	16
Schüco Corona CT 70 MD	76272	76172	0-43690	45	92	16
Schüco Corona SI 82 AS	8813 (9147)	9161	0-43690	45	92	16
Schüco Living 82	9433	9412 (9422)	0-43690	45	92	16

# GU-SECURY Automatic-DR Panic E – 1750 mm

L&D strikers/Strikers/Hinge-side locking devices for profile systems made of PVC



Striker	Striker adjustable	Hinge-side locking device		SECUREconnect	
		Frame Wedged keep	Leaf Drill-in cam Length = 54 mm	Faceplate/leaf	Faceplate/frame
158	181	120	115	350	350
PU = 5	PU = 20	PU = 6	PU = 6	PU = 1	PU = 1
					
6-32960-5X-0-8	6-40007-AK-0-1	6-28961-5X-0-1	6-28985-06-0-1	9-45903-09-0-1	6-35513-5X-L-1 6-35513-5X-R-1
6-40615-FU-0-8	6-40007-FU-0-1	6-28961-6H-0-1	6-28985-07-0-1	9-45903-10-0-1	6-35513-6H-L-1 6-35513-6H-R-1
6-32960-5X-0-8	6-40007-AK-0-1	6-28961-5X-0-1	6-28985-06-0-1	9-45903-09-0-1	6-35513-5X-L-1 6-35513-5X-R-1
6-40615-FU-0-8	6-40007-FU-0-1	6-28961-6H-0-1	6-28985-07-0-1	9-45903-10-0-1	6-35513-6H-L-1 6-35513-6H-R-1
6-32960-5X-0-8	6-40007-AK-0-1	6-28961-5X-0-1	6-28985-06-0-1	9-45903-09-0-1	6-35513-5X-L-1 6-35513-5X-R-1
6-40615-FU-0-8	6-40007-FU-0-1	6-28961-6H-0-1	6-28985-07-0-1	9-45903-10-0-1	6-35513-6H-L-1 6-35513-6H-R-1
6-32960-83-0-8	6-40007-BP-0-1	6-28961-83-0-1	6-28985-07-0-1	9-45903-10-0-1	6-35513-83-L-1 6-35513-83-R-1
6-32960-62-0-8	6-40007-AH-0-1	6-28961-62-0-1	6-28985-06-0-1	9-45903-09-0-1	6-35513-62-L-1 6-35513-62-R-1
6-32960-4W-0-8	6-40007-AL-0-1	6-28961-4W-0-1	6-28985-06-0-1	9-45903-09-0-1	6-35513-4W-L-1 6-35513-4W-R-1
6-32960-5Y-0-8	6-40007-BK-0-1	6-28961-5A-0-1	6-28985-06-0-1	9-45903-09-0-1	6-35513-5Y-L-1 6-35513-5Y-R-1
6-32960-5Y-0-8	6-40007-BK-0-1	6-28961-5A-0-1	6-28985-06-0-1	9-45903-09-0-1	6-35513-5Y-L-1 6-35513-5Y-R-1
6-32960-2R-0-8	6-40007-AR-0-1	6-28961-2R-0-1T	6-28985-07-0-1	9-45903-10-0-1	6-35513-2R-L-1 6-35513-2R-R-1
6-32960-2R-0-8	6-40007-AR-0-1	6-28961-2R-0-1T	6-28985-07-0-1	9-45903-10-0-1	6-35513-2R-L-1 6-35513-2R-R-1
6-32960-2R-0-8	6-40007-AR-0-1	6-28961-2R-0-1T	6-28985-07-0-1	9-45903-10-0-1	6-35513-2R-L-1 6-35513-2R-R-1
6-32960-5Y-0-8	6-40007-DL-0-1	6-28961-5Y-0-1T <sup>[2]</sup>	6-28985-06-0-1	9-45903-09-0-1	6-35513-5Y-L-1 6-35513-5Y-R-1
6-40615-CP-0-8	6-40007-CP-0-1	6-28961-5J-0-1	6-28985-07-0-1	9-45903-10-0-1	6-35513-5J-L-1 6-35513-5J-R-1
6-32960-2T-0-8	6-40007-AB-0-1	6-28961-2T-0-1	6-28985-06-0-1	9-45903-09-0-1	6-35513-2T-L-1 6-35513-2T-R-1
6-32960-2T-0-8	6-40007-AB-0-1	6-28961-2T-0-1	6-28985-06-0-1	9-45903-09-0-1	6-35513-2T-L-1 6-35513-2T-R-1
6-32960-2T-0-8	6-40007-AB-0-1	6-28961-2T-0-1	6-28985-06-0-1	9-45903-09-0-1	6-35513-2T-L-1 6-35513-2T-R-1
6-32960-2T-0-8	6-40007-AB-0-1	6-28961-2T-0-1	6-28985-06-0-1	9-45903-09-0-1	6-35513-2T-L-1 6-35513-2T-R-1

<sup>[2]</sup> on request

# GU-SECURITY Automatic-DR Panic E – 1750 mm

L&D strikers/Strikers/Hinge-side locking devices for profile systems made of PVC









PVC profile system	GU-SECURITY Automatic-DR multi-point lock					
	Leaf profile	Frame profile	Installation drawing	Back-set [mm]	HD [mm]	Face-plate [mm]
<b>Dimension L [mm]</b>						
<b>Packing unit</b>						
<b>Veka</b>						
Veka Topline 70 AD (secondary entrance door)	103,202	101,205	0-43690	35	92	16
Veka Topline 70 AD (house entrance door)	105,200	101,205	0-43690	45	92	U 24 x 6
Veka Topline 70 MD	103,222	101,222	0-43690	45	92	16
Veka Softline 70 AD (secondary entrance door)	105,232	101,214	0-43690	35	92	16
Veka Softline 70 AD (secondary entrance door)	103,241	101,214	0-43690	45	92	U 24 x 6
Veka Softline 70 MD	103,279	101,277	0-43690	35	92	16
Veka Softline 70 MD	–	–	0-43690	45	92	U 24 x 6
Veka Softline 82 AD	105,380	101,294 101,293	0-43690	50	92	U 24 x 6
Veka Softline 76	105,400	101,351	0-43690	50	92	U 24 x 6

# GU-SECURY Automatic-DR Panic E – 1750 mm

L&D strikers/Strikers/Hinge-side locking devices for profile systems made of PVC



Striker	Striker adjustable	Hinge-side locking device		SECUREconnect	
		Frame Wedged keep	Leaf Drill-in cam Length = 54 mm	Faceplate/leaf	Faceplate/frame
158	181	120	115	350	350
PU = 5	PU = 20	PU = 6	PU = 6	PU = 1	PU = 1
					
6-32960-2T-0-8	6-40007-AB-0-1	6-28961-2T-0-1	6-28985-06-0-1	9-45903-09-0-1	6-35513-2T-L-1 6-35513-2T-R-1
6-32960-88-0-8	6-40007-EH-0-1	6-28961-88-0-1	6-28985-10-0-1	9-45903-13-0-1	6-37281-01-L-1 6-37281-01-R-1
6-32960-2T-0-8	6-40007-AB-0-1	6-28961-88-0-1	6-28985-06-0-1	9-45903-09-0-1	6-35513-2T-L-1 6-35513-2T-R-1
6-32960-2T-0-8	6-40007-AB-0-1	6-28961-2T-0-1	6-28985-06-0-1	9-45903-09-0-1	6-35513-2T-L-1 6-35513-2T-R-1
6-32960-88-0-8	6-40007-AM-0-1	6-28961-88-0-1	6-28985-10-0-1	9-45903-13-0-1	6-37281-01-L-1 6-37281-01-R-1
6-32960-2T-0-8	6-40007-AB-0-1	6-28961-2T-0-1	6-28985-06-0-1	9-45903-09-0-1	6-35513-2T-L-1 6-35513-2T-R-1
6-32960-88-0-8	6-40007-AM-0-1	6-28961-88-0-1	6-28985-10-0-1	9-45903-13-0-1	6-37281-01-L-1 6-37281-01-R-1
6-32960-88-0-8	6-40007-AM-0-1	6-28961-88-0-1	6-28985-10-0-1	9-45903-13-0-1	6-37281-01-L-1 6-37281-01-R-1
6-32960-88-0-8	6-40007-AM-0-1	6-28961-88-0-1	6-28985-10-0-1	9-45903-13-0-1	6-37281-01-L-1 6-37281-01-R-1

# GU-SECURITY Automatic-DR Panic E – 1750 mm

L&D strikers/Strikers/Hinge-side locking devices for profile systems made of metal



Metal profile system	GU-SECURITY Automatic-DR multi-point lock							
	Leaf profile	Frame profile	Installation drawing	Rebate clearance [mm]	Back-set [mm]	HD [mm]	Face-plate [mm]	
<b>Dimension L [mm]</b>								
<b>Packing unit</b>								
<b>Akotherm</b>								
Akotherm AT 720	6477	6575	0-43777	14	35	92	U 24 x 6	
Akotherm AT 730	2577	2575	0-43777	14	35	92	U 24 x 6	
Akotherm AT 730 HI-S	2531	2502	0-43777	14	35	92	U 24 x 6	
Akotherm AT 740 SI	1551	1502	0-43777	14	35	92	U 24 x 6	
<b>Alumil</b>								
Alumil M11000	-	-	0-43777	11.5	33	92	24	
Alumil M11000-2	-	-	0-43777	14.5	33	92	U 24 x 6	
Alumil M11500	-	-	0-43777	11.5	33	92	24	
Alumil M11500-2	-	-	0-43777	14.5	33	92	U 24 x 6	
Alumil M940	-	-	0-43777	11.5	33	92	24	
Alumil M9400	-	-	0-43777	11.5	33	92	24	
<b>Feal</b>								
Feal Thermo T65 VS	-	-	0-43777	16	35	92	U 24 x 6	
Feal Thermo T85 VS	-	-	0-43777	16	35	92	U 24 x 6	
<b>Gutmann</b>								
Gutmann S70	270280	270180	0-43777	17	35	92	U 24 x 6	



# GU-SECURY Automatic-DR Panic E – 1750 mm


L&D strikers/Strikers/Hinge-side locking devices for profile systems made of metal



Striker	Striker adjustable	Hinge-side locking device		SECUREconnect	
		Frame Wedged keep	Leaf Drill-in cam Length = 54 mm	Faceplate/leaf	Faceplate/frame
158	181	120	115	350	350
PU = 5	PU = 20	PU = 6	PU = 6	PU = 1	PU = 1
6-39665-01-0-8	6-40007-AA-0-8	6-29525-00-0-1 6-29525-00-0-8	6-28985-08-0-1 6-28985-08-0-8	9-45903-13-0-1 9-45903-13-0-8	9-45903-11-0-1 9-45903-11-0-8
6-39665-01-0-8	6-40007-AA-0-8	6-29525-00-0-1 6-29525-00-0-8	6-28985-08-0-1 6-28985-08-0-8	9-45903-13-0-1 9-45903-13-0-8	9-45903-11-0-1 9-45903-11-0-8
6-39665-01-0-8	6-40007-AA-0-8	6-29525-00-0-1 6-29525-00-0-8	6-28985-08-0-1 6-28985-08-0-8	9-45903-13-0-1 9-45903-13-0-8	9-45903-11-0-1 9-45903-11-0-8
6-39665-01-0-8	6-40007-AA-0-8	6-29525-00-0-1 6-29525-00-0-8	6-28985-08-0-1 6-28985-08-0-8	9-45903-13-0-1 9-45903-13-0-8	9-45903-11-0-1 9-45903-11-0-8
6-32604-00-0-8	6-40007-AC-0-8	6-29526-00-0-1 6-29526-00-0-8	6-28985-10-0-1 6-28985-10-0-8	9-45903-11-0-1 9-45903-11-0-8	6-35515-04-0-1 6-35515-04-0-8
6-32604-00-0-8	6-40007-AC-0-8	6-29526-00-0-1 6-29526-00-0-8	6-28985-08-0-1 6-28985-08-0-8	9-45903-13-0-1 9-45903-13-0-8	6-35515-04-0-1 6-35515-04-0-8
6-32604-00-0-8	6-40007-AC-0-8	6-29526-00-0-1 6-29526-00-0-8	6-28985-10-0-1 6-28985-10-0-8	9-45903-11-0-1 9-45903-11-0-8	6-35515-04-0-1 6-35515-04-0-8
6-32604-00-0-8	6-40007-AC-0-8	6-29526-00-0-1 6-29526-00-0-8	6-28985-08-0-1 6-28985-08-0-8	9-45903-13-0-1 9-45903-13-0-8	6-35515-04-0-1 6-35515-04-0-8
6-32604-00-0-8	6-40007-AC-0-8	6-29526-00-0-1 6-29526-00-0-8	6-28985-10-0-1 6-28985-10-0-8	9-45903-11-0-1 9-45903-11-0-8	6-35515-04-0-1 6-35515-04-0-8
6-32604-00-0-8	6-40007-AC-0-8	6-29526-00-0-1 6-29526-00-0-8	6-28985-10-0-1 6-28985-10-0-8	9-45903-11-0-1 9-45903-11-0-8	6-35515-04-0-1 6-35515-04-0-8
6-32604-00-0-8	6-40007-AC-0-8	6-29526-00-0-1 6-29526-00-0-8	6-28985-08-0-1 6-28985-08-0-8	9-45903-13-0-1 9-45903-13-0-8	9-45903-11-0-1 9-45903-11-0-8
6-32604-00-0-8	6-40007-AC-0-8	6-29526-00-0-1 6-29526-00-0-8	6-28985-08-0-1 6-28985-08-0-8	9-45903-13-0-1 9-45903-13-0-8	6-35515-04-0-1 6-35515-04-0-8
6-32604-00-0-8	6-40007-AC-0-8	6-29526-00-0-1 6-29526-00-0-8	6-28985-08-0-1 6-28985-08-0-8	9-45903-13-0-1 9-45903-13-0-8	6-35515-04-0-1 6-35515-04-0-8

# GU-SECURITY Automatic-DR Panic E – 1750 mm

L&D strikers/Strikers/Hinge-side locking devices for profile systems made of metal









Metal profile system	GU-SECURITY Automatic-DR multi-point lock							
	Leaf profile	Frame profile	Installation drawing	Rebate clearance [mm]	Back-set [mm]	HD [mm]	Face-plate [mm]	
<b>Dimension L [mm]</b>								
<b>Packing unit</b>								
<b>Heroal</b>								
Heroal 065	9381	9380	0-43777	16.6	33	92	U 24 x 6	
Heroal 090	9081	9080	0-43777	16.6	33	92	U 24 x 6	
Heroal 110	15481	15480	0-43777	16.6	33	92	U 24 x 6	
Heroal D 72	21191	21180	0-43777	16.6	45	92	U 24 x 6	
Heroal D 92 UD	23081	23060	0-43777	14	50	92	U 24 x 6	
<b>Hueck</b>								
Hueck Lambda 57S	B811200	B811010	0-43777	13	35	92	U 24 x 6	
Hueck Lambda 65M	B808200	B808010	0-43777	13	35	92	U 24 x 6	
Hueck Lambda 75DS	-	-	0-43777	13	35	92	U 24 x 6	
Hueck Lambda 77L	B805220	B805010	0-43777	13	40	92	24	
Hueck Lambda Duo 90	B842201	B842000	0-43777	17	40	92	U 24 x 6	
<b>Kawneer</b>								
Kawneer AA 720	3000499	3000501	0-43777	14	35	92	U 24 x 6	
<b>Raico</b>								
Raico Frame+ 75D	314100	314000	0-43777	17	45	92	U 24 x 6	
<b>Reynaers</b>								
Reynaers CS 77	008026	0081898	0-43777	16	35	92	U 24 x 6	
Reynaers CS 86 HI	1081026	1080898	0-43777	16	35	92	U 24 x 6	

# GU-SECURY Automatic-DR Panic E – 1750 mm

L&D strikers/Strikers/Hinge-side locking devices for profile systems made of metal



Striker	Striker adjustable	Hinge-side locking device		SECUREconnect	
		Frame Wedged keep	Leaf Drill-in cam Length = 54 mm	Faceplate/leaf	Faceplate/frame
158	181	120	115	350	350
PU = 5	PU = 20	PU = 6	PU = 6	PU = 1	PU = 1
					
6-32604-00-0-8	6-40007-AC-0-8	6-29526-00-0-1 6-29526-00-0-8	6-28985-08-0-1 6-28985-08-0-8	9-45903-13-0-1 9-45903-13-0-8	6-35515-04-0-1 6-35515-04-0-8
6-32604-00-0-8	6-40007-AC-0-8	6-29526-00-0-1 6-29526-00-0-8	6-28985-08-0-1 6-28985-08-0-8	9-45903-13-0-1 9-45903-13-0-8	6-35515-04-0-1 6-35515-04-0-8
6-32604-00-0-8	6-40007-AC-0-8	6-29526-00-0-1 6-29526-00-0-8	6-28985-08-0-1 6-28985-08-0-8	9-45903-13-0-1 9-45903-13-0-8	6-35515-04-0-1 6-35515-04-0-8
6-32604-00-0-8	6-40007-AC-0-8	6-29526-00-0-1 6-29526-00-0-8	6-28985-08-0-1 6-28985-08-0-8	9-45903-13-0-1 9-45903-13-0-8	6-35515-04-0-1 6-35515-04-0-8
6-39665-01-0-8	6-40007-AA-0-8	6-29525-00-0-1 6-29525-00-0-8	6-28985-08-0-1 6-28985-08-0-8	9-45903-13-0-1 9-45903-13-0-8	6-35515-04-0-1 6-35515-04-0-8
6-39665-01-0-8	6-40007-AA-0-8	6-29525-00-0-1 6-29525-00-0-8	6-28985-08-0-1 6-28985-08-0-8	9-45903-13-0-1 9-45903-13-0-8	9-45903-11-0-1 9-45903-11-0-8
6-39665-01-0-8	6-40007-AA-0-8	6-29525-00-0-1 6-29525-00-0-8	6-28985-08-0-1 6-28985-08-0-8	9-45903-13-0-1 9-45903-13-0-8	9-45903-11-0-1 9-45903-11-0-8
6-32604-00-0-8	6-40007-AC-0-8	6-29526-00-0-1 6-29526-00-0-8	6-28985-08-0-1 6-28985-08-0-8	9-45903-13-0-1 9-45903-13-0-8	6-35515-04-0-1 6-35515-04-0-8
6-32604-00-0-8	6-40007-AC-0-8	6-29526-00-0-1 6-29526-00-0-8	6-28985-10-0-1 6-28985-10-0-8	9-45903-11-0-1 9-45903-11-0-8	6-35515-04-0-1 6-35515-04-0-8
6-32604-00-0-8	6-40007-AC-0-8	6-29526-00-0-1 6-29526-00-0-8	6-28985-08-0-1 6-28985-08-0-8	9-45903-13-0-1 9-45903-13-0-8	6-35515-04-0-1 6-35515-04-0-8
6-39665-01-0-8	6-40007-AA-0-8	6-29525-00-0-1 6-29525-00-0-8	6-28985-08-0-1 6-28985-08-0-8	9-45903-13-0-1 9-45903-13-0-8	9-45903-11-0-1 9-45903-11-0-8
6-32604-00-0-8	6-40007-AC-0-8	6-29526-00-0-1 6-29526-00-0-8	6-28985-08-0-1 6-28985-08-0-8	9-45903-13-0-1 9-45903-13-0-8	6-35515-04-0-1 6-35515-04-0-8
6-32604-00-0-8	6-40007-AC-0-8	6-29526-00-0-1 6-29526-00-0-8	6-28985-08-0-1 6-28985-08-0-8	9-45903-13-0-1 9-45903-13-0-8	6-35515-04-0-1 6-35515-04-0-8
6-32604-00-0-8	6-40007-AC-0-8	6-29526-00-0-1 6-29526-00-0-8	6-28985-08-0-1 6-28985-08-0-8	9-45903-13-0-1 9-45903-13-0-8	6-35515-04-0-1 6-35515-04-0-8

# GU-SECURITY Automatic-DR Panic E – 1750 mm

L&D strikers/Strikers/Hinge-side locking devices for profile systems made of metal



Metal profile system	GU-SECURITY Automatic-DR multi-point lock							
	Leaf profile	Frame profile	Installation drawing	Rebate clearance [mm]	Back-set [mm]	HD [mm]	Face-plate [mm]	
Dimension L [mm]								
Packing unit								
<b>SAPA</b>								
SAPA Aventis 75	E8V052	32K82	0-43777	12	35	92	24	
SAPA Ekonal E 65	38V12	38K82	0-43777	12	35	92	U 24 x 6	
SAPA Ekonal E 75 plus	34V12	34K82	0-43777	12	35	92	U 24 x 6	
<b>Schüco</b>								
Schüco ADS 75 Simply Smart	–	–	0-43777	16	33	92	U 24 x 6	
Schüco ADS 70 HD	–	–	0-43777	16	35	92	U 24 x 6	
Schüco Royal S 65	167 050	167 030	0-43777	15.5	35	92	U 24 x 6	
Schüco Royal S 70	171 050	171 030	0-43777	15.5	35	92	U 24 x 6	
<b>TKI</b>								
TKI 755	75502066	75501061	0-43777	16	35	92	U 24 x 6	
<b>Wicona</b>								
Wicona Wicstyle 65	1021003	1021001	0-43777	12	35	92	24	
Wicona Wicstyle 77	1021204	1021201	0-43777	12	35	92	24	
Wicona Wicstyle 88	1021401	1021400	0-43777	11	35	92	22	

# GU-SECURY Automatic-DR Panic E – 1750 mm

L&D strikers/Strikers/Hinge-side locking devices for profile systems made of metal



Striker	Striker adjustable	Hinge-side locking device		SECUREconnect	
		Frame Wedged keep	Leaf Drill-in cam Length = 54 mm	Faceplate/leaf	Faceplate/frame
158	181	120	115	350	350
PU = 5	PU = 20	PU = 6	PU = 6	PU = 1	PU = 1
6-32604-00-0-8	6-40007-AC-0-8	6-29526-00-0-1 6-29526-00-0-8	6-28985-10-0-1 6-28985-10-0-8	9-45903-11-0-1 9-45903-11-0-8	6-35515-04-0-1 6-35515-04-0-8
6-39665-01-0-8	6-40007-AA-0-8	6-29525-00-0-1 6-29525-00-0-8	6-28985-08-0-1 6-28985-08-0-8	9-45903-13-0-1 9-45903-13-0-8	9-45903-11-0-1 9-45903-11-0-8
6-39665-01-0-8	6-40007-AA-0-8	6-29525-00-0-1 6-29525-00-0-8	6-28985-08-0-1 6-28985-08-0-8	9-45903-13-0-1 9-45903-13-0-8	9-45903-11-0-1 9-45903-11-0-8
6-32604-00-0-8	6-40007-AC-0-8	6-29526-00-0-1 6-29526-00-0-8	6-28985-08-0-1 6-28985-08-0-8	9-45903-13-0-1 9-45903-13-0-8	6-35515-04-0-1 6-35515-04-0-8
6-32604-00-0-8	6-40007-AC-0-8	6-29526-00-0-1 6-29526-00-0-8	6-28985-08-0-1 6-28985-08-0-8	9-45903-13-0-1 9-45903-13-0-8	6-35515-04-0-1 6-35515-04-0-8
6-32604-00-0-8	6-40007-AC-0-8	6-29526-00-0-1 6-29526-00-0-8	6-28985-08-0-1 6-28985-08-0-8	9-45903-13-0-1 9-45903-13-0-8	6-35515-04-0-1 6-35515-04-0-8
6-32604-00-0-8	6-40007-AC-0-8	6-29526-00-0-1 6-29526-00-0-8	6-28985-08-0-1 6-28985-08-0-8	9-45903-13-0-1 9-45903-13-0-8	6-35515-04-0-1 6-35515-04-0-8
6-32604-00-0-8	6-40007-AC-0-8	6-29526-00-0-1 6-29526-00-0-8	6-28985-08-0-1 6-28985-08-0-8	9-45903-13-0-1 9-45903-13-0-8	6-35515-04-0-1 6-35515-04-0-8
6-32604-00-0-8	6-40007-AC-0-8	6-29526-00-0-1 6-29526-00-0-8	6-28985-08-0-1 6-28985-08-0-8	9-45903-13-0-1 9-45903-13-0-8	6-35515-04-0-1 6-35515-04-0-8
6-32604-00-0-8	6-40007-AC-0-8	6-29526-00-0-1 6-29526-00-0-8	6-28985-10-0-1 6-28985-10-0-8	9-45903-11-0-1 9-45903-11-0-8	6-35515-04-0-1 6-35515-04-0-8
6-32604-00-0-8	6-40007-AC-0-8	6-29526-00-0-1 6-29526-00-0-8	6-28985-10-0-1 6-28985-10-0-8	9-45903-11-0-1 9-45903-11-0-8	6-35515-04-0-1 6-35515-04-0-8
6-39665-01-0-8	6-40007-AA-0-8	6-29525-00-0-1 6-29525-00-0-8	6-28985-08-0-1 6-28985-08-0-8	9-45903-11-0-1 9-45903-11-0-8	9-45903-11-0-1 9-45903-11-0-8

# GU-SECURY Automatic-DR Panic E – 1750 mm

One-piece strikers/L&D strikers/strikers for profile systems made of timber



Timber profile system	GU-SECURY Automatic-DR multi-point lock			Adjustable one-piece striker		
	Faceplate [mm]	Axis [mm]	Rebate clearance [mm]	1-part	1-part	Faceplate [mm]
<b>Dimension L x W x D mm</b>				1750	2310	
<b>Packing unit</b>				PU = 5	PU = 5	
<b>Rebate clearance</b>						
Rebate clearance 4 mm; 28 x 9 mm	20	13	4	-	-	L 28 x 9
Clearance 4 mm	20	10	4	-	-	L 25 x 16.5
<b>Leitz system</b>						
Leitz system	20	15	4	6-40751-BF-L-8 <sup>[1]</sup> 6-40751-BF-R-8 <sup>[1]</sup>	6-40752-BF-L-8 6-40752-BF-R-8	U 30 x 10
Leitz system	20	13	4	6-40751-BC-L-8 <sup>[1]</sup> 6-40751-BC-R-8 <sup>[1]</sup>	6-40752-BC-L-8 6-40752-BC-R-8	U 30 x 10
<b>Euro-rebate</b>						
Euro-rebate 24x8 mm	20	13	12	-	-	U 24 x 6







<sup>[1]</sup> Round faceplate ends



# GU-SECURY Automatic-DR Panic E – 1750 mm

One-piece strikers/L&D strikers/striker for profile systems made of timber




Angled latch&deadbolt striker With narrow visible width	Striker U shape With 2 end pieces Adjustable latch pressure	L&D striker L shape With 2 end pieces With interchangeable latch piece	Angled striker With narrow visible width	Striker U shape With 2 end pieces	Striker L shape to be milled in
158 x 25 x 16.5	158 x 24 x 6/6	181 x 28 x 9	181 x 25 x 16.5	181 x 24 x 6/6	181 x 28 x 9
PU = 5	PU = 5	PU = 5	PU = 20	PU = 20	PU = 20
					
-	-	6-39667-02-0-8	-	-	6-40007-AF-0-8
6-39666-01-0-8	-	-	9-52277-GB-0-8	-	-
-	-	-	-	-	-
-	-	-	-	-	-
-	6-33567-06-0-8	-	-	6-40007-DN-0-8	-

# GU-SECURITY Automatic-DR Panic E – 1750 mm

Hinge-side locking devices/faceplate SECUREconnect for profile systems made of timber



Timber profile system	GU-SECURITY Automatic-DR multi-point lock			Hinge-side locking device	Cover strip for hinge-side locking device	SECUREconnect		
	Face-plate [mm]	Axis [mm]	Rebate clearance [mm]	3 drill-in cams 3 wedged keeps	3 cover strips	Faceplate/leaf	Faceplate/frame	
<b>Dimension L x W x D mm</b>				on request	900		350	350
<b>Packing unit</b>				PU = 2	PU = 2		PU = 1	PU = 1
<b>Rebate clearance</b>								
Rebate clearance 4 mm; 28 x 9 mm	20	13	4	K-14748-00-0-1	-	9-45903-03-0-1	9-45903-03-0-1	
Clearance 4 mm	20	10	4	-	-	9-45903-03-0-1	9-45903-03-0-1	
<b>Leitz system</b>								
Leitz system	20	15	4	K-17093-00-0-1	K-17092-00-0-1	9-45903-03-0-1	9-45903-03-0-1	
Leitz system	20	13	4	K-17093-00-0-1	K-17092-00-0-1	9-45903-03-0-1	9-45903-03-0-1	
<b>Euro-rebate</b>								
Euro-rebate 24x8 mm	20	13	12	K-14748-00-0-1	-	9-45903-03-0-1	9-45903-03-0-1	





# GU-SECURY Automatic-DR Panic E – 1750 mm

Lipped strikers for flush doors made of timber



**Lipped striker for flush doors made of timber – to be milled in, 1-part – rebate clearance 4 mm**

Designation	L x W x D [mm]	Dimension P	PU	Order number
Lipped striker for inward-opening doors	174 x 24 x 3	12	5	6-39862-01-0-8



**Lipped striker for flush doors made of timber – to be milled in, 1-part – rebate clearance 4 mm**

Designation	L x W x D [mm]	Dimension P	PU	Order number
Lipped striker for inward-opening doors	230 x 24 x 3	12	5	6-40750-01-0-8



## **Indicative character of technical information, exclusion of liability**

The technical documents are general information based on our experience and tests and therefore do not take any specific application into account. They are intended as general information and for initial orientation only, and must not be used as the decision-making basis. They reflect the version of the catalogue at the time of going to press. Although we have made every attempt to ensure the information provided here is accurate, it is non-binding. It should be adapted to the respective construction projects, usage and specific on-site demands. Due to further developments, and also to take current developments into account and exclude printing errors or other oversights or omissions, you can find the respective latest version of the binding technical documents at [www.g-u.com](http://www.g-u.com). Be sure to use the latest edition of our technical documents.

The product images shown in the publication may differ from the actual product, particularly as a result of technical improvements. We would also like to draw your attention to the current information at the website mentioned above.

## **Image credits**

Shutterstock:

Title, page 3 (entrance situation)

Title, page 3, page 7, page 9, page 11 (pictures of persons)

Getty Images:

Page 5, page 8

## **Publisher**

Gretsch-Unitas GmbH

Baubeschläge

Johann-Maus-Str. 3

71254 Ditzingen, Germany

Tel. +49 (0) 71 56 3 01-0

Fax +49 71 56 3 01-293

[www.g-u.com](http://www.g-u.com)

## **Copyright notice**

© All illustrations and texts in this publication are protected by copyright. Unless otherwise stated in the image credits, the rights belong to the Gretsch-Unitas group. Any use of copyright protected materials without the consent of the holder of the rights is prohibited.





WINDOW TECHNOLOGY  
DOOR TECHNOLOGY  
AUTOMATIC ENTRANCE SYSTEMS  
BUILDING MANAGEMENT SYSTEMS

Gretsch-Unitas GmbH  
Baubeschlage  
Johann-Maus-Str. 3  
D-71254 Ditzingen  
Tel. + 49 7156 301-0  
Fax + 49 7156 301-77980

BKS GmbH  
Heidestr. 71  
D-42549 Velbert  
Tel. + 49 2051 201-0  
Fax + 49 2051 201-9733

[www.g-u.com](http://www.g-u.com)

Securing technology for you

